



Rosário Costa

CROSS MEDIA DESIGNER

UI / UX Designer & Developer

Motion Graphics / Video Editor

Cognitive Ergonomics and Multimedia Trainer



Learning! Working! Traveling!

Try new design and media software's / Attending Workshops

Making Short Movies (Documentary/Fiction)

Listen to Music / Watch Movies

Training (Swimming/CrossFit /Running)

Gardening / Be surrounded by friends (& drink some gin's ;) and with positive people!

Oliveira de Azeméis / Aveiro

Venezuela / Angola

Universidade de Aveiro (Degree New Technologies of Communication/ MsC Information Management)

Aalto University/Media Lab (Design Thinking)

London Film Academy / New York Film Academy (Cinema)

rosario.soarescosta@gmail.com

UX DESIGN (USER CENTERED DESIGN)
USABILITY
RESPONSIVE DESIGN
FRAMEWORKS
OPEN SOURCE

Design is a process for developing solutions that effectively integrate task, context of use, and “user.”

Computing is about people, not machines...

WHY CONSISTENCY MATTERS FOR UI DESIGN

*Interaction Design relies on the learnability of
your system.*

THINKING MINIMALLY

Minimalism is one the most enduring trends in web design given its timeless and clear presentation of content.



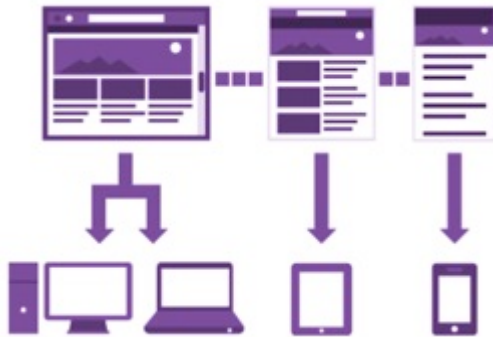
BUILD RESPONSIVENESS INTO YOUR WEBSITE AND APPLICATIONS

Mobile internet use will continue to surge.
More than half of Facebook users are using
mobile.

CONTENT: THINK ABOUT CONTENT FROM A MOBILE FIRST PERSPECTIVE

Design: Build responsiveness into your websites and applications


Content: Think about content from a mobile first perspective




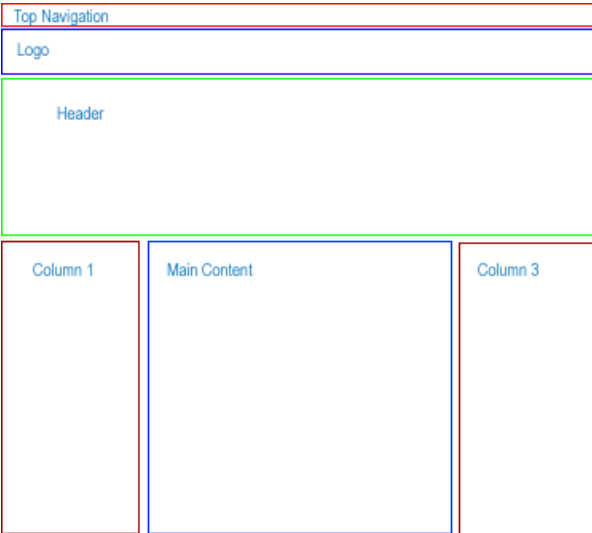
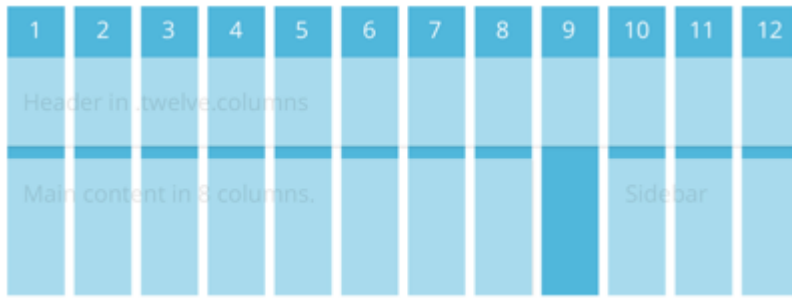
A responsive website does not make responsive content
Curate your content down to its essential points
Consider the needs of the mobile user first

ELEMENTS OF RESPONSIBLE WEB DESIGN


- Fluid Grid
- Resizable Images
- Media Queries



GRIDS



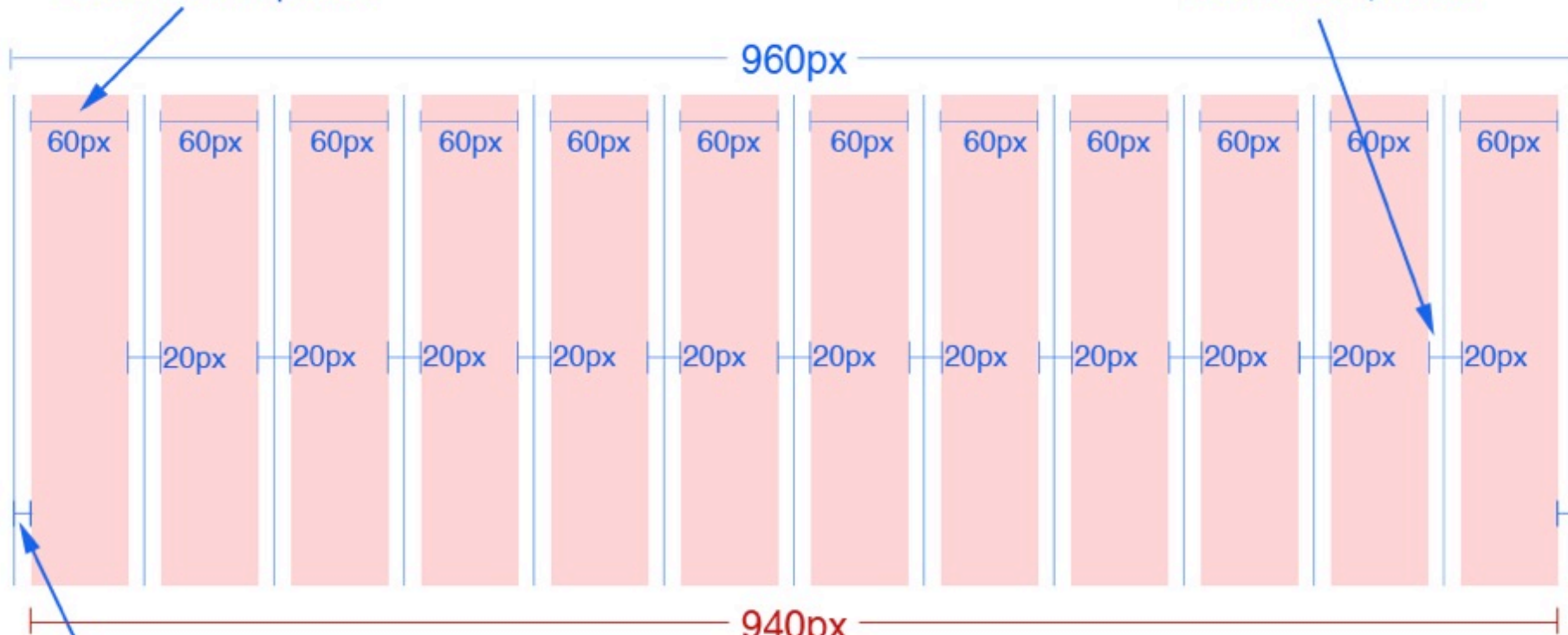
HOW DO GRID SYSTEMS WORK?



HOW DO GRID SYSTEMS WORK?

Columns are 60px wide

Gutters are 20px wide



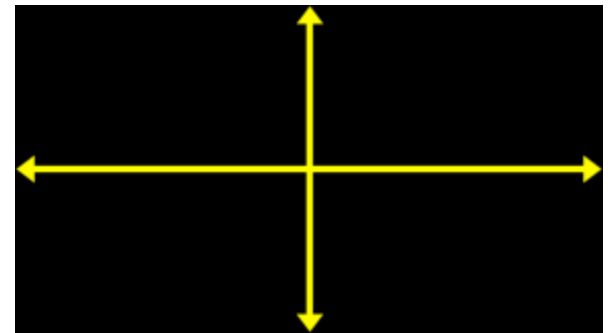
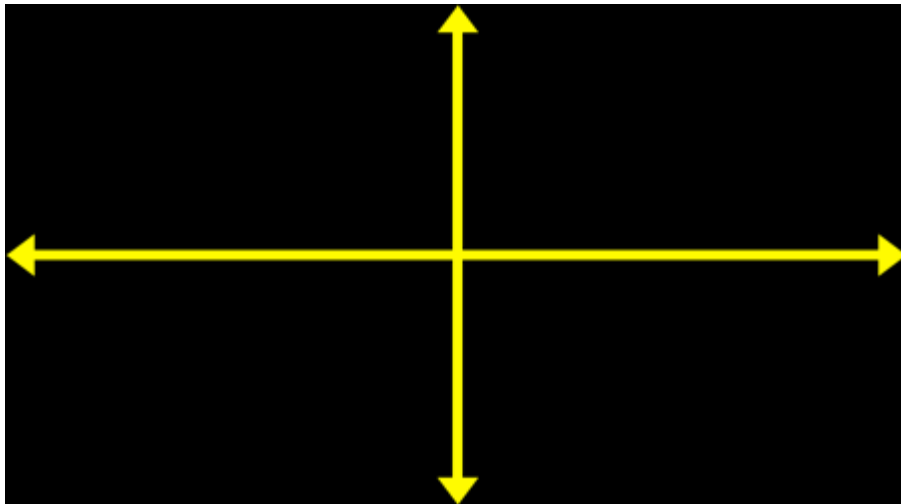
940px

10px on left and right prevents collision with browser chrome

Available working space is 940px

RESIZABLE IMAGES

```
img {  
  max-width: 100%;height: auto;}
```



COMMON BREAKPOINTS

Device	Device Layout Width
Smartphones	480px and below
Portrait Tables	480px to 768px
Landscape Tablets	768px to 940px
Default	940px and up
Large Screens	1210px and up

What can you do right now?

Test your website: <http://responsinator.com>

Use Google Analytics

CSS/HTML skills are needed to make a site responsive

Change what is not mobile friendly: Flash, hover states

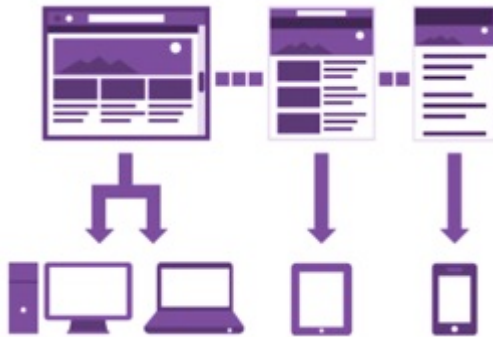
Decide if you really need all those API bells and whistles

Read-up mobile content strategy, mobile first!

Make changes during a site redesign

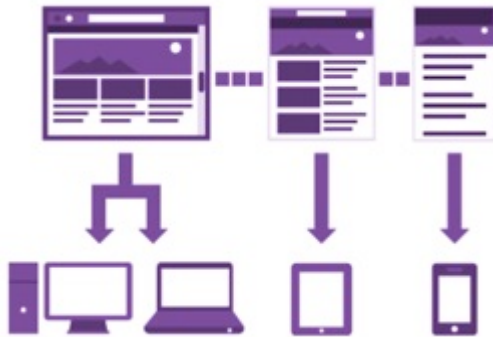
Leverage responsive themes for Drupal or Wordpress

Use a responsive framework such as **Bootstrap!**



A framework is a downloadable library of tools that assist with adding style and functionality to your website.

Frameworks Can Make Our Site-Building Life Much Easier!!!



- Project requirements determine the framework
- Fluid Grid System
- **Responsiveness** a plus
- Offer more than just a grid (pre-defined styles for typography, tables, buttons, navigation, forms elements, etc.)
- Great documentation
- Maintained regularly by the community or creator
- **Open Source (free)**



TWITTER BOOTSTRAP

With Bootstrap you can create HTML & CSS-based design templates that look and behave great in latest desktop, tablets & smartphone browsers by making use of responsive CSS



TWITTER BOOTSTRAP



Twitter Bootstrap is **used to speed up the development of new websites and web applications**, and is **open-sourced** on GitHub. It utilizes LESS CSS and is compiled via Node.

- A freely available design framework for websites and web applications
- Based upon HTML5, CSS and JavaScript
- Supports all major browsers (even IE7!)
- Released on GitHub in August 2011
- Currently **version 3.3.5** → version 4 is coming! 😊

- version 1 - Desktop
- version 2 - Responsive
- **version 3 - Mobile First!**

Created by



Mark Otto

@mdo

Designer at Twitter, creator of Bootstrap (@TwiBootstrap).
San Francisco Bay Area · <http://t.co/HqYRIA>



Jacob Thornton

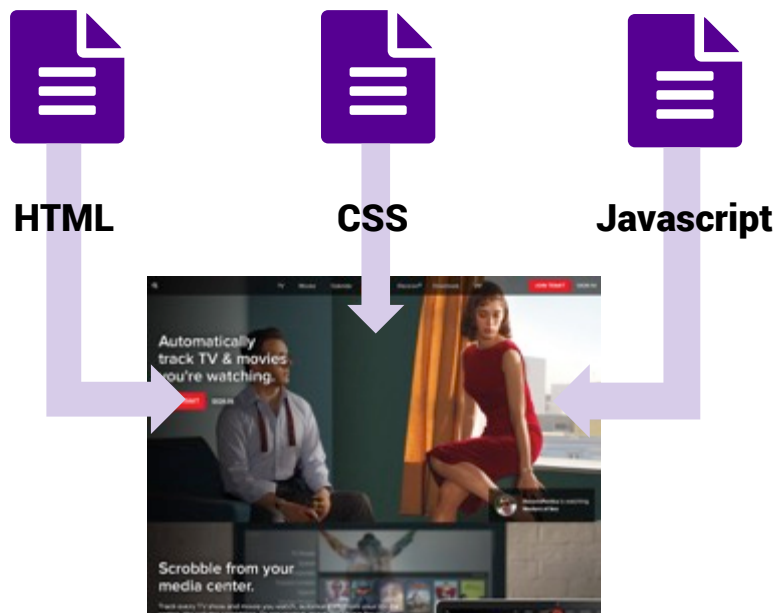
@fat

I work for twitter... I write comics sometimes (<http://t.co/GucZD6o>)
and javascript (<http://t.co/oFcXhQI>) other times.
San Francisco, CA

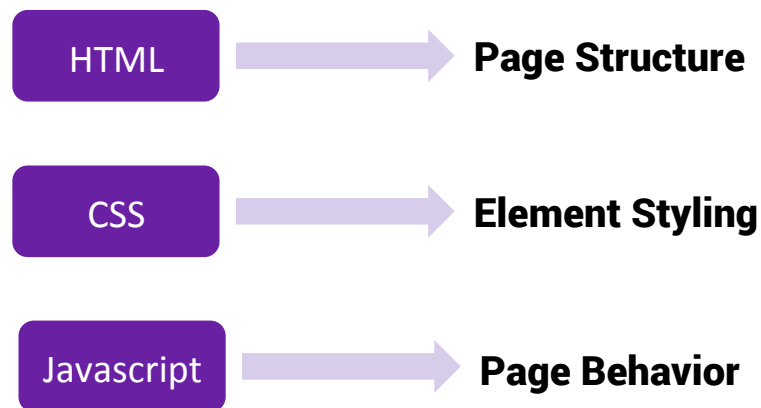


WEBSITE DEVELOPMENT FOLLOWS SOME TYPICAL PATTERNS

Writing HTML, CSS, and JavaScript repeatedly will reveal just how much work a good website can require.



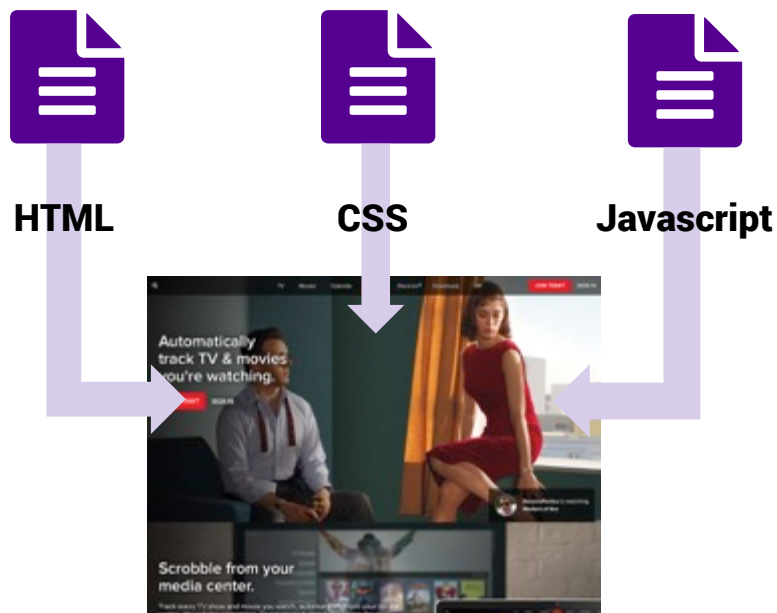
An attractive, functioning website requires basic knowledge of structure, style, and behavior.



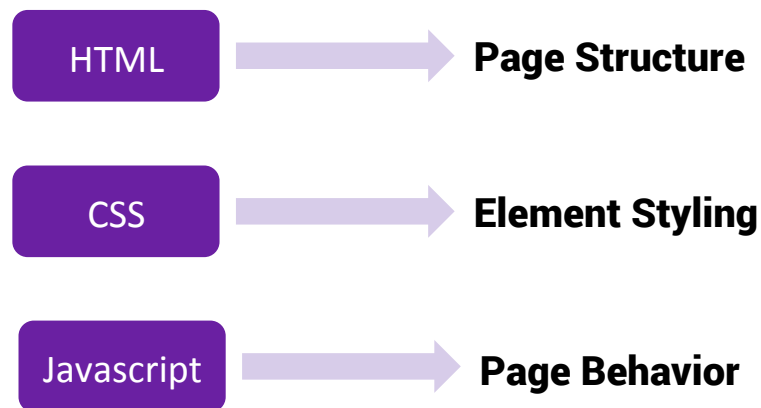


WEBSITE DEVELOPMENT FOLLOWS SOME TYPICAL PATTERNS

Writing HTML, CSS, and JavaScript repeatedly will reveal just how much work a good website can require.



An attractive, functioning website requires basic knowledge of structure, style, and behavior.

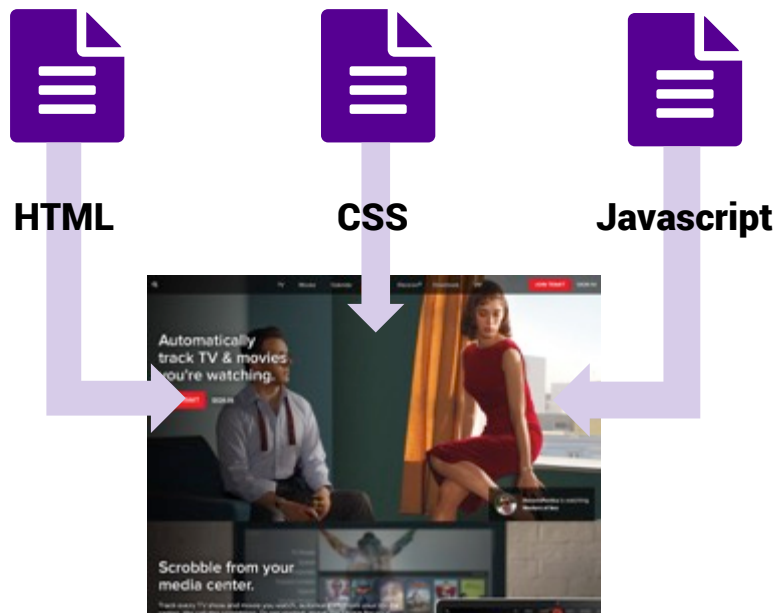




WEBSITE DEVELOPMENT FOLLOWS SOME TYPICAL PATTERNS

Bootstrap lets us skip writing CSS and JavaScript when starting out.

We focus instead on HTML.



We'll build some page structure, and then let Bootstrap
Take care of some useful styling and behavior.
Cool, right?

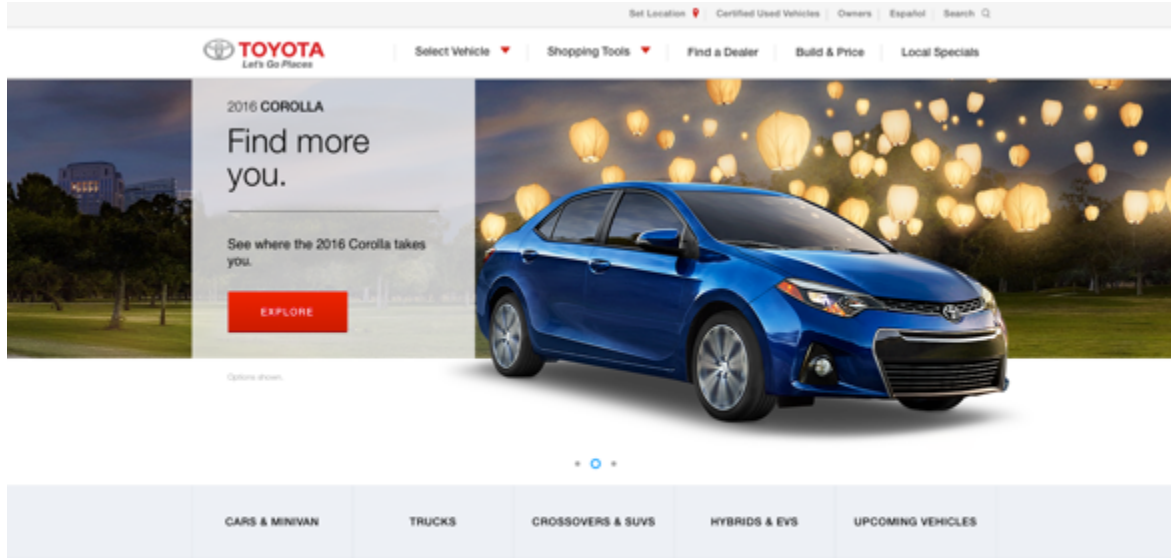


Bootstrap



WHAT TO EXPECT FROM BOOTSTRAP

Let's take a look at some great examples of the magic that Bootstrap can make very quickly.



Options shown.

2015 RAV4

Let's make tonight fun.

EXPLORE

LOCAL SPECIALS

CARS & MINIVAN

TRUCKS

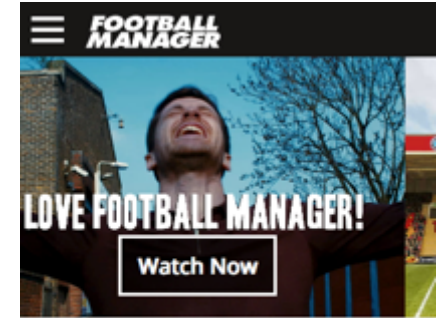
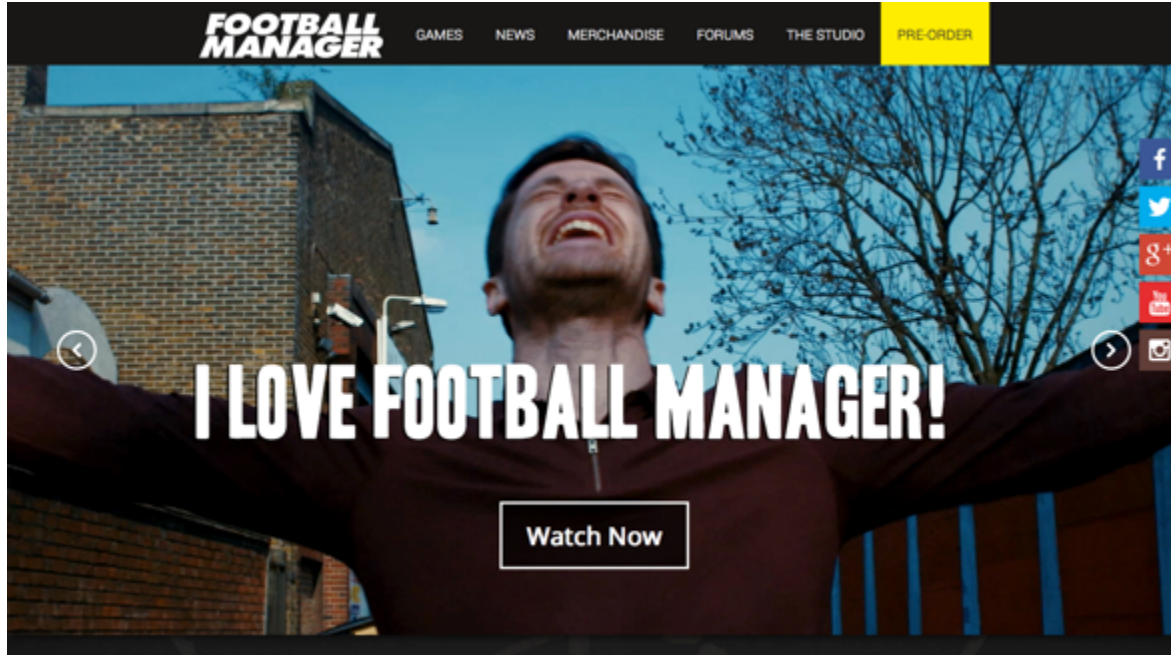
CROSSOVERS & SUVs

HYBRIDS & EVs



WHAT TO EXPECT FROM BOOTSTRAP

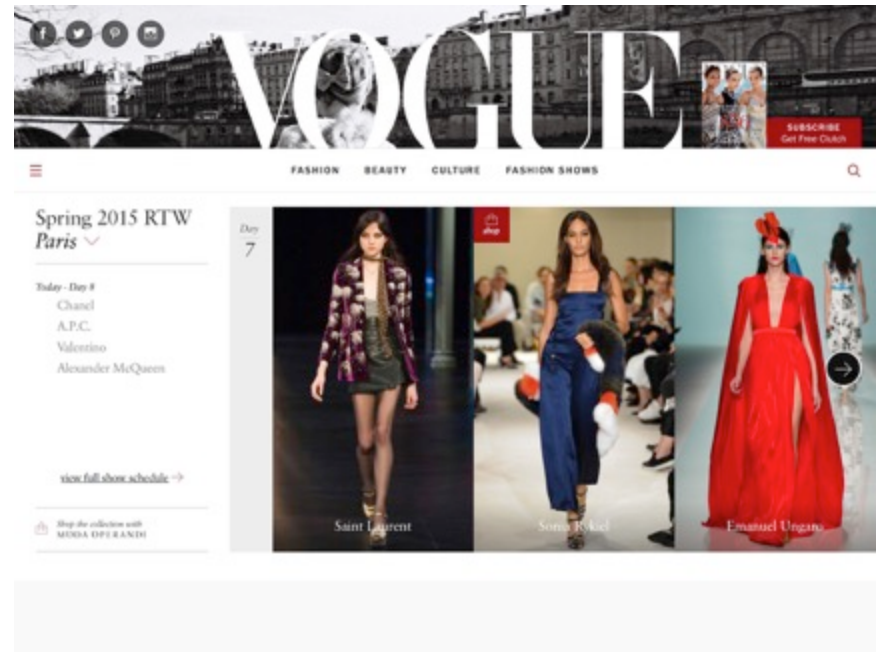
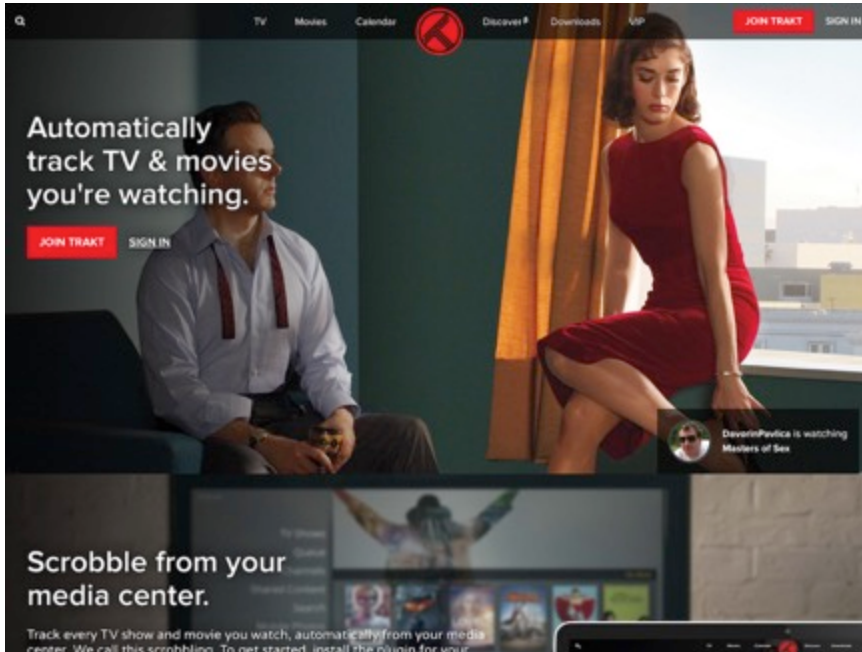
Let's take a look at some great examples of the magic that Bootstrap can make very quickly.





WHAT TO EXPECT FROM BOOTSTRAP

Let's take a look at some great examples of the magic that Bootstrap can make very quickly. Take a look to <http://expo.getbootstrap.com> for more examples.



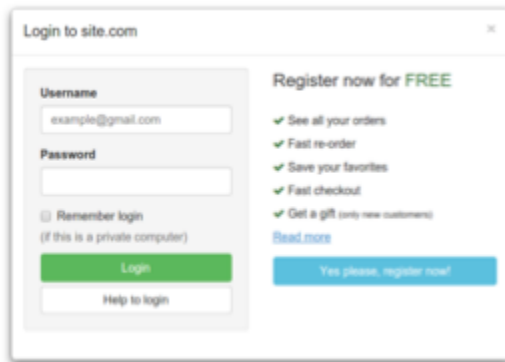


12 TIME-SAVING BOOTSTRAP EXAMPLES

12 examples of copy-paste-able code that you can use in your next Bootstrap powered project by <http://tutorialzine.com/2015/06/12-time-saving-bootstrap-examples>

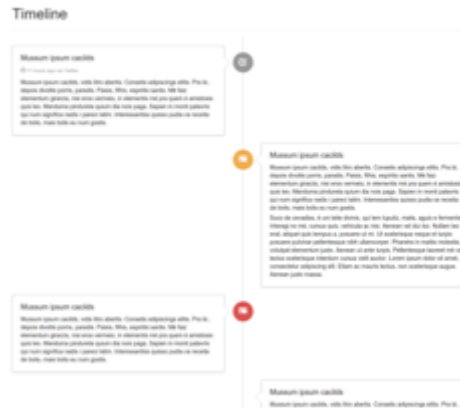
1. Login form in modal

A compact login and registration form in a modal. Perfect for “please log in to continue” pop-ups .



2. Bootstrap Timeline

A cool structure for showing events chronologically in a clear and understandable way.



3. Hosting Pricing Table

A well designed elegant layout for a pricing table with icons, buttons and highlighting.



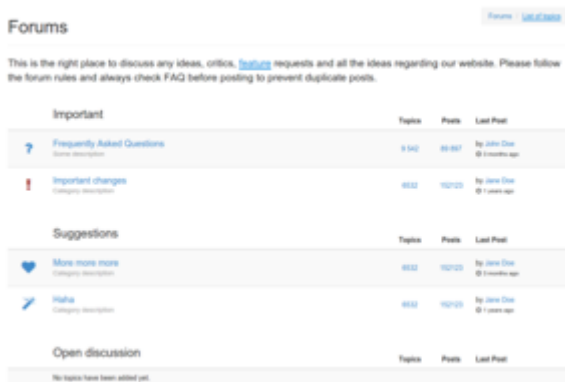


12 TIME-SAVING BOOTSTRAP EXAMPLES

12 examples of copy-paste-able code that you can use in your next Bootstrap powered project by <http://tutorialzine.com/2015/06/12-time-saving-bootstrap-examples>

4. Forum

Responsive forum topics template that utilizes Bootstrap's classes very well to create this clean layout with only 5 lines of additional CSS selectors.



5. Simple resume template

A well organized resume with separated topics, progress bars and social media buttons.



6. Credit Card Form

A small form for online purchase information. Keep in mind, this is only an HTML snippet and there is no card number validation.



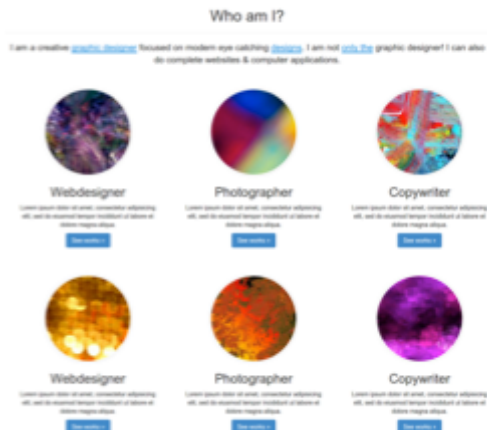
B Bootstrap

12 TIME-SAVING BOOTSTRAP EXAMPLES

12 examples of copy-paste-able code that you can use in your next Bootstrap powered project by <http://tutorialzine.com/2015/06/12-time-saving-bootstrap-examples>

7. Stylish skills listing

This snippet features responsive panels with smooth, CSS only, on-hover effects.



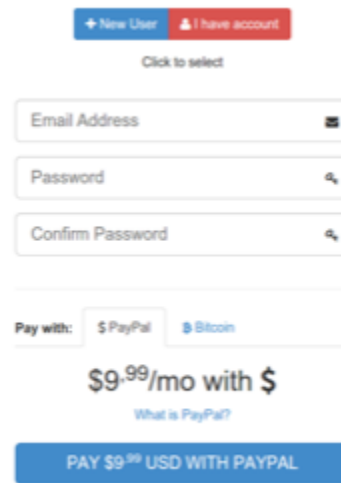
8. Responsive pricing tables

Compact pricing tables with different color variations that are easy to customize and adapt to your design.



9. Sign in + sign up form

A log in / register form with separate tabs for each and a payment section. No validation provided.



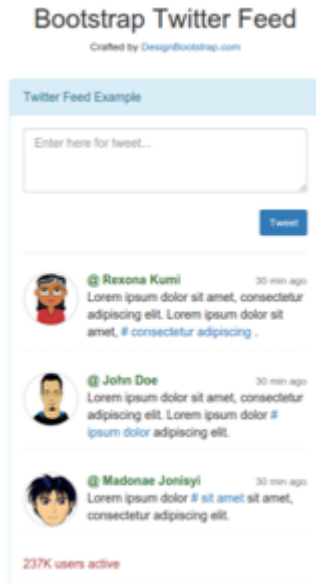


12 TIME-SAVING BOOTSTRAP EXAMPLES

12 examples of copy-paste-able code that you can use in your next Bootstrap powered project by <http://tutorialzine.com/2015/06/12-time-saving-bootstrap-examples>

10. Twitter Feed

A compact twitter feed with a form for new posts and a list of tweets.



11. Responsive Parallax Navbar Logo

A bootstrap navigation bar example where the logo changes size on window scroll (the actual work is done via JavaScript).



12. Simple Portfolio With Modals

A nice little cats portfolio demonstrating Bootstrap's modal functionality.





BLASTING OFF WITH BOOTSTRAP

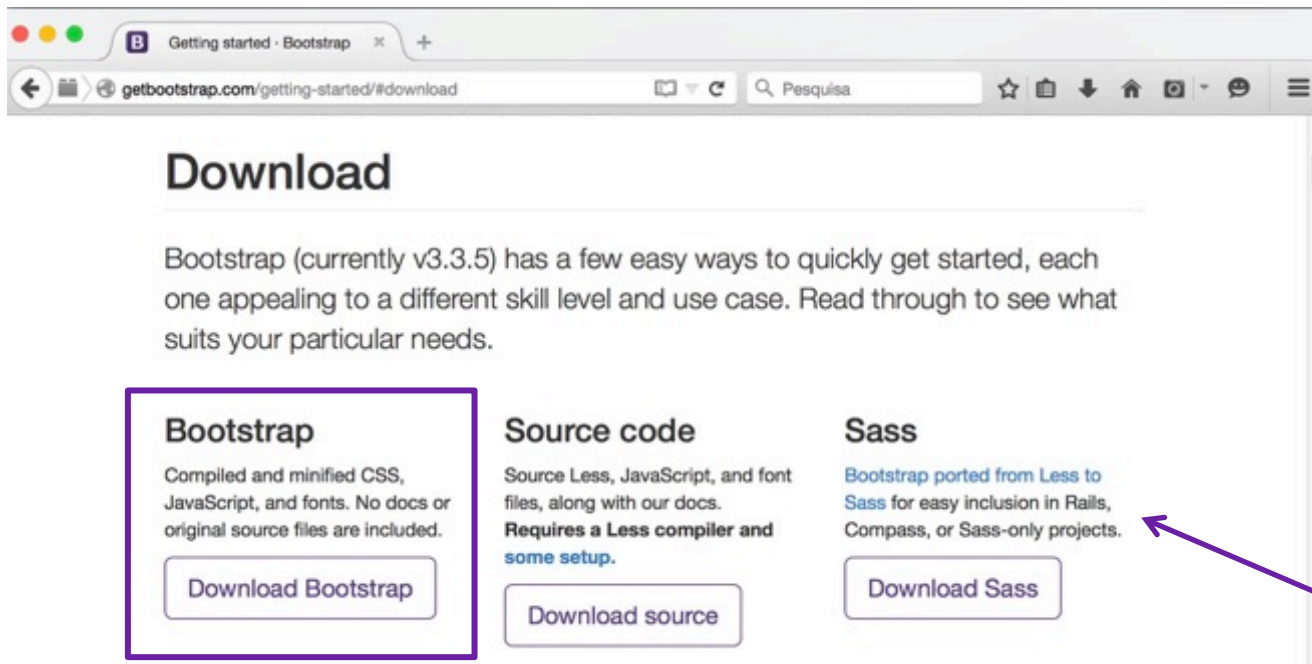
Lift Off – Let's get started!



HOW TO GET BOOTSTRAP

There are three ways to get access to the framework, and we'll focus on one in particular.

<http://getbootstrap.com/getting-started/#download>



If you know Less or Sass, you can give this one, too



PACKAGE – WHAT'S INCLUDED IN BOOTSTRAP?

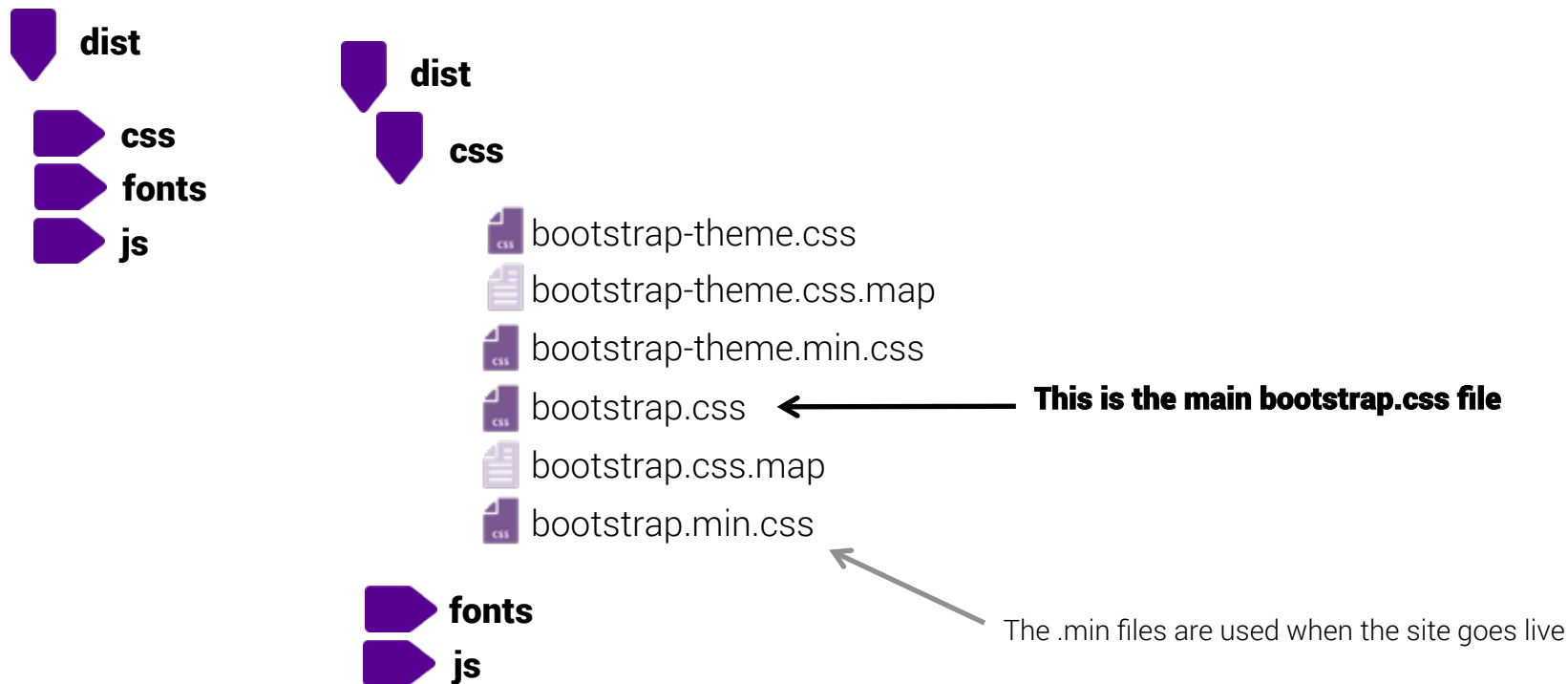


- **Scaffolding**: Global styles for the body to reset type and background, link styles, grid system, and two simple layouts.
- **Base CSS**: Styles for common HTML elements like typography, code, tables, forms, buttons & plus includes **Glyphicons**, icon set.
- **Components**: Basic styles for common interface components like tabs and pills, navbar, alerts, page headers, and more.
- **Javascript plugins**: Similar to Components, these JavaScript plugins are interactive components for things like tooltips, popovers, modals, and more.



WHAT DOES THE FRAMEWORK CONSIST OF?

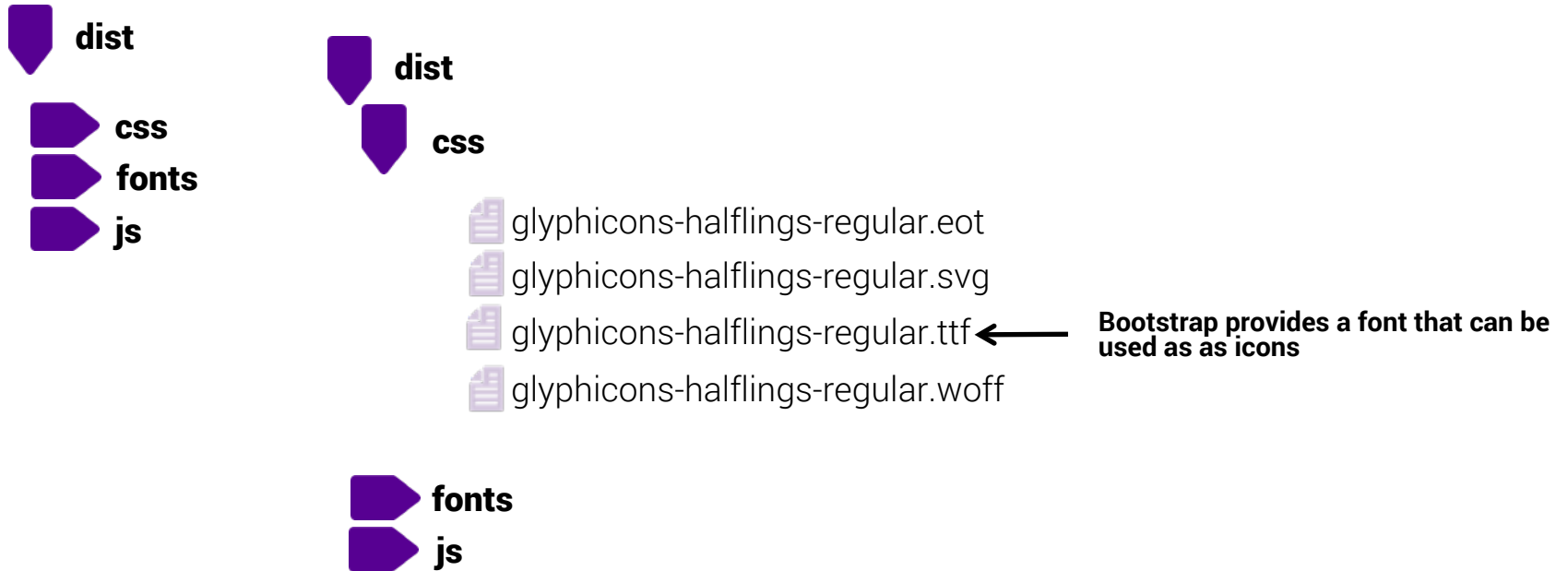
Let's take a quick at Bootstrap's file structure.





WHAT DOES THE FRAMEWORK CONSIST OF?

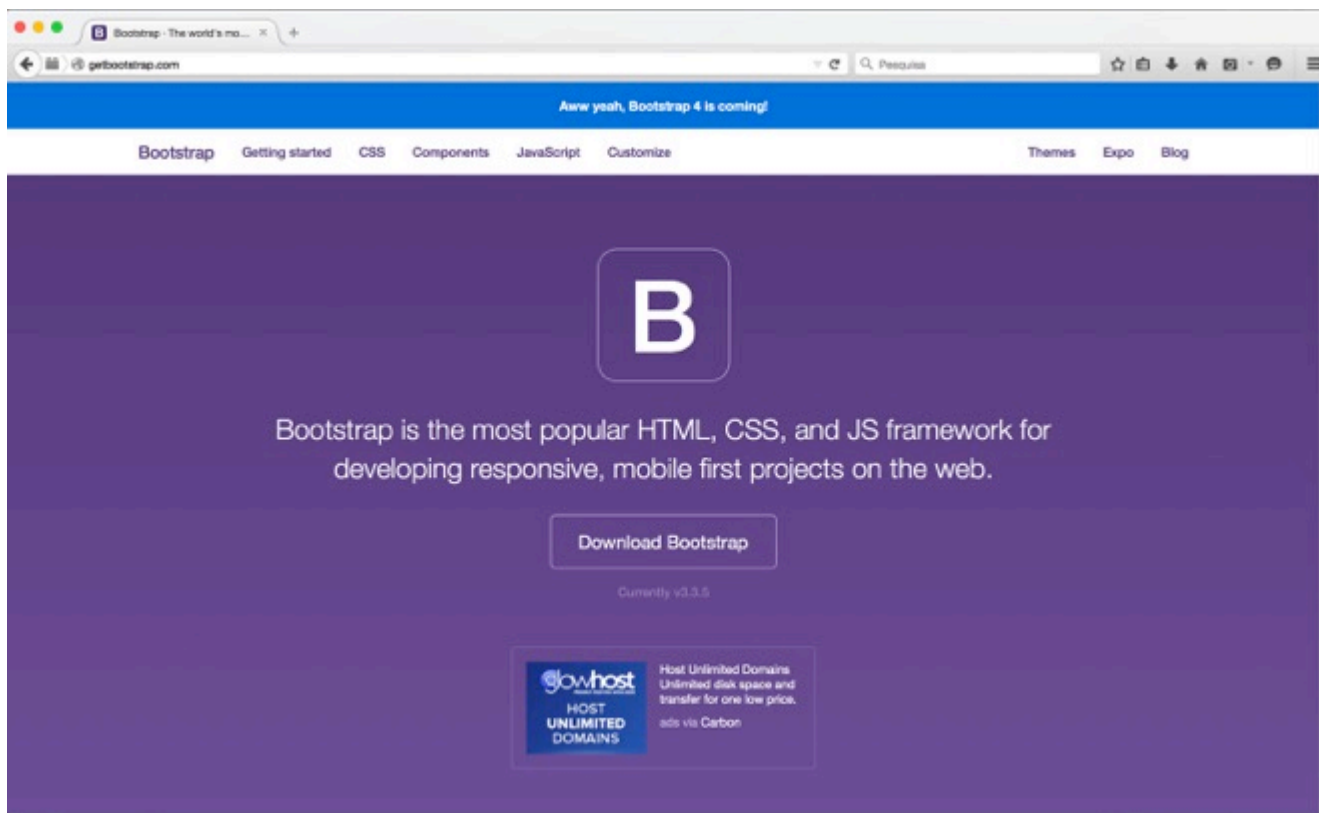
Let's take a quick at Bootstrap's file structure.





HOW TO GET BOOTSTRAP

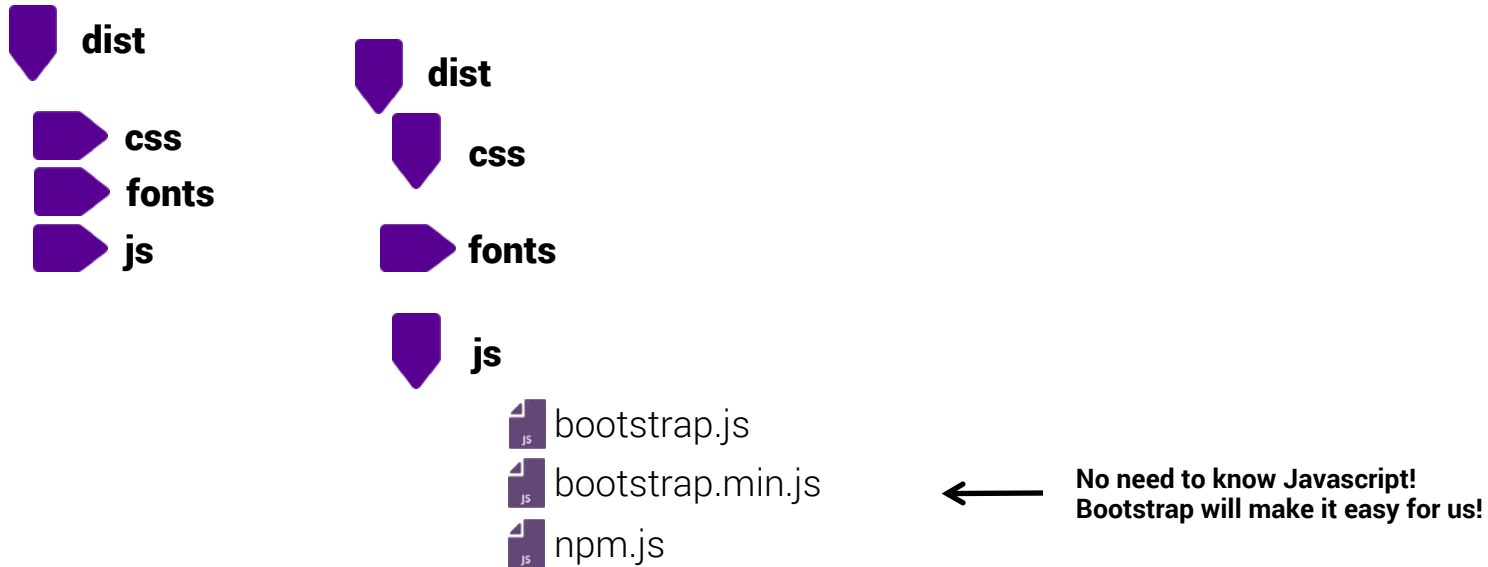
<http://getbootstrap.com>





WHAT DOES THE FRAMEWORK CONSIST OF?

Let's take a quick at Bootstrap's file structure.





GETTING STARTED: CREATING A BASIC HTML FILE

To get up and running with Bootstrap, we'll need to establish our site's home page with some HTML.

```
<!doctype html>
<html>
<head>
<meta charset="UTF-8">
<title>Software Freedom Day</title>
</head>

<body>
  <h1>Software Freedom Day</h1>
  <h2>Happy Software Freedom Day!</h2>
  <h3>What is Software Freedom Day?</h3>
  <p>Software Freedom Day is a worldwide celebration of Free and Open Source Software (FOSS).
    Our goal in this celebration is to educate the worldwide public about the benefits of using high quality
    FOSS in education, in government, at home, and in business -- in short, everywhere!
  </p>

  <h3>SFD Countdown Ready!</h3>
  <p>The SFD countdown is ready for usage in English.
  We are therefore informing translators and also people willing to add a new language that translation can start right now.
  All the instructions are available on the wiki at this page.</p>

  <h3>Help Us Promote SFD!</h3>
  <p>2015 Software Freedom Day is approaching and will be celebrated on 19th September (Saturday) this year, let's tell people about it!
  Simply use one of the beautiful banners we've made if you are organizing, participating, attending or speaking at a SFD event by
  placing it on your website / webpage / blog and link it back to your SFD event page or http://www.softwarefreedomday.org.</p>
  <p>Join us to celebrate Software Freedom Day and Spread the words of Software Freedom to every corner of the world!</p>
</body>
</html>
```



GETTING STARTED: CREATING A BASIC HTML FILE

To get up and running with Bootstrap, we'll need to establish our site's home page with some HTML.

```
<!doctype html>
<html>
<head>
<meta charset="UTF-8">
<title>Software Freedom Day</title>
</head>

<body>
  <h1>Software Freedom Day</h1>
  <h2>Happy Software Freedom Day!</h2>
  <h3>What is Software Freedom Day?</h3>
  <p>...</p>
  <button type='button'>Read the full story</button>

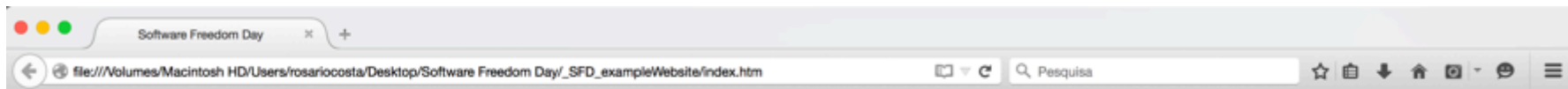
  <h3>SFD Countdown Ready!</h3>
  <p>...</p>

  <h3>Help Us Promote SFD!</h3>
  <p>...</p>
  <p>Join us to celebrate Software Freedom Day and Spread the words of Software Freedom to every corner of the world!</p>
  <button type='button'>More Details</button>
  <button type='button'>More Details</button>
</body>
</html>
```



VIEWING OUR PAGE BEFORE USING BOOTSTRAP

Here's a view of our basic HTML without any of the magic of Bootstrap.



Software Freedom Day

Happy Software Freedom Day!

What is Software Freedom Day?

Software Freedom Day is a worldwide celebration of Free and Open Source Software (FOSS). Our goal in this celebration is to educate the worldwide public about the benefits of using high quality FOSS in education, in government, at home, and in business -- in short, everywhere!

[Read the full story](#)

SFD Countdown Ready!

The SFD countdown is ready for usage in English. We are therefore informing translators and also people willing to add a new language that translation can start right now. All the instructions are available on the wiki at this page.

Help Us Promote SFD!

2015 Software Freedom Day is approaching and will be celebrated on 19th September (Saturday) this year, let's tell people about it! Simply use one of the beautiful banners we've made if you are organizing, participating, attending or speaking at a SFD event by placing it on your website / webpage / blog and link it back to your SFD event page or <http://www.softwarefreedomday.org>.

Join us to celebrate Software Freedom Day and Spread the words of Software Freedom to every corner of the world!

[More Details](#) [More Details](#)



Bootstrap

ADDING THE BOOTSTRAP FRAMEWORK

To get Bootstrap acting on our content, we'll need to import a few extra items on our page.

```
<!doctype html>
<html>
<head>
<meta charset="UTF-8">
<title>Software Freedom Day</title>
<link href='css/bootstrap.css' rel='stylesheet'>
</head>

<body>...</body>

<script src='https://ajax.googleapis.com/ajax/libs/jquery/1.11.1/jquery.min.js'></script>
<script src='js/bootstrap.js'></script>
</html>
```

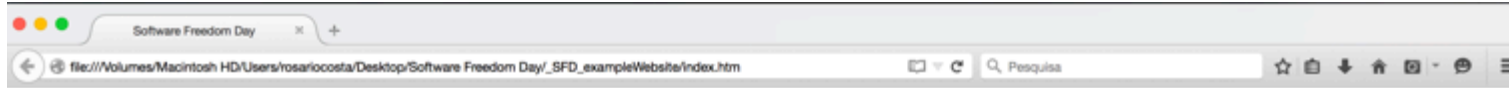
First need to include the Bootstrap library by using a relative path

We'll also include jQuery because Bootstrap needs it to do a bunch of cool things and Bootstrap Javascript library as well.



THE EFFECTS OF ADDING BOOTSTRAP

Let's check out what Bootstrap will do to our existing HTML page.



Software Freedom Day

Happy Software Freedom Day!

What is Software Freedom Day?

Software Freedom Day is a worldwide celebration of Free and Open Source Software (FOSS). Our goal in this celebration is to educate the worldwide public about the benefits of using high quality FOSS in education, in government, at home, and in business -- in short, everywhere!

[Read the full story](#)

SFD Countdown Ready!

The SFD countdown is ready for usage in English. We are therefore informing translators and also people willing to add a new language that translation can start right now. All the instructions are available on the wiki at this page.

Help Us Promote SFD!

2015 Software Freedom Day is approaching and will be celebrated on 19th September (Saturday) this year, let's tell people about it! Simply use one of the beautiful banners we've made if you are organizing, participating, attending or speaking at a SFD event by placing it on your website / webpage / blog and link it back to your SFD event page or <http://www.softwarefreedomday.org>.

Join us to celebrate Software Freedom Day and Spread the words of Software Freedom to every corner of the world!

[More Details](#) [More Details](#)



Here is our page now...
So far, just a font change and
some differently styled
buttons.



We'll get our content centered
between a pair of side
margins using Bootstrap
`.container` class





THE CONTAINER CLASS

Bootstrap's `.container` class will responsively add margins, center, and wrap our content.

Adding a `.container` class creates a fixed width element that responds to the current size of the browser window

```
<body>
  <div class='container'>
    <h1>Software Freedom Day</h1>
    <h2>Happy Software Freedom Day!</h2>
    <h3>What is Software Freedom Day?</h3>
    <p>...</p>
    <button type='button'>Read the full story</button>

    <h3>SFD Countdown Ready!</h3>
    <p>...</p>

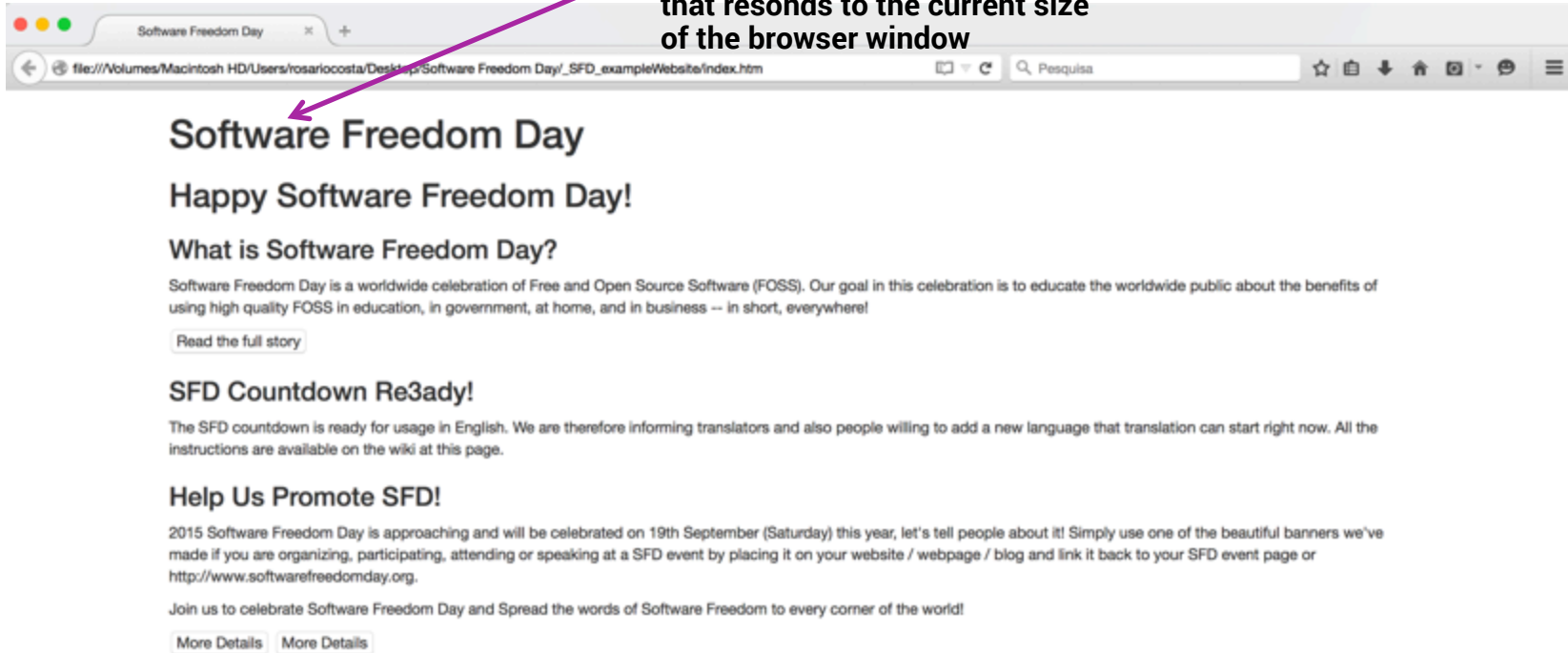
    <h3>Help Us Promote SFD!</h3>
    <p>...</p>
    <p>Join us to celebrate Software Freedom Day and Spread the words of Software Freedom to every corner of the world!</p>
    <button type='button'>More Details</button>
    <button type='button'>More Details</button>
  </div>
</body>
```



THE CONTAINER CLASS

Bootstrap's `.container` class will responsively add margins, center, and wrap our content.

Adding a `.container` class creates a fixed width element that responds to the current size of the browser window



B

THE CONTAINER-FLUID CLASS

Bootstrap's `.container-fluid` class allows for stretching if it is desired on larger screens.

Bootstrap

```
<body>
  <div class='container'>
    <h1>Software Freedom Day</h1>
    <h2>Happy Software Freedom Day!</h2>
    <h3>What is Software Freedom Day?</h3>
    <p>...</p>
    <button type='button'>Read the full story</button>

    <h3>SFD Countdown Ready!</h3>
    <p>...</p>

    <h3>Help Us Promote SFD!</h3>
    <p>...</p>
    <p>Join us to celebrate Software Freedom Day and Spread the words of Software Freedom to every corner of the world!</p>
    <button type='button'>More Details</button>
    <button type='button'>More Details</button>
  </div>
  <div class='container-fluid'>
    <h1>Software Freedom Day</h1>
    <h2>Happy Software Freedom Day!</h2>
    <h3>What is Software Freedom Day?</h3>
    <p>...</p>
    <button type='button'>Read the full story</button>

    <h3>SFD Countdown Ready!</h3>
    <p>...</p>

    <h3>Help Us Promote SFD!</h3>
    <p>...</p>
    <p>Join us to celebrate Software Freedom Day and Spread the words of Software Freedom to every corner of the world!</p>
    <button type='button'>More Details</button>
    <button type='button'>More Details</button>
  </div>
</body>
```

Our content will get a container that will stretch the entire page.



THE CONTAINER-FLUID CLASS

Bootstrap's `.container-fluid` class allows for stretching if it is desired on larger screens.

Software Freedom Day

Happy Software Freedom Day!

What is Software Freedom Day?

Software Freedom Day is a worldwide celebration of Free and Open Source Software (FOSS). Our goal in this celebration is to educate the worldwide public about the benefits of using high quality FOSS in education, in government, at home, and in business -- in short, everywhere!

[Read the full story](#)

SFD Countdown Ready!

The SFD countdown is ready for usage in English. We are therefore informing translators and also people willing to add a new language that translation can start right now. All the instructions are available on the wiki at this page.

Help Us Promote SFD!

2015 Software Freedom Day is approaching and will be celebrated on 19th September (Saturday) this year, let's tell people about it! Simply use one of the beautiful banners we've made if you are organizing, participating, attending or speaking at a SFD event by placing it on your website / webpage / blog and link it back to your SFD event page or <http://www.softwarefreedomday.org>.

Join us to celebrate Software Freedom Day and Spread the words of Software Freedom to every corner of the world!

[More Details](#) [More Details](#)

Software Freedom Day

Happy Software Freedom Day!

What is Software Freedom Day?

Software Freedom Day is a worldwide celebration of Free and Open Source Software (FOSS). Our goal in this celebration is to educate the worldwide public about the benefits of using high quality FOSS in education, in government, at home, and in business -- in short, everywhere!

[Read the full story](#)

SFD Countdown Ready!

The SFD countdown is ready for usage in English. We are therefore informing translators and also people willing to add a new language that translation can start right now. All the instructions are available on the wiki at this page.

Help Us Promote SFD!

2015 Software Freedom Day is approaching and will be celebrated on 19th September (Saturday) this year, let's tell people about it! Simply use one of the beautiful banners we've made if you are organizing, participating, attending or speaking at a SFD event by placing it on your website / webpage / blog and link it back to your SFD event page or <http://www.softwarefreedomday.org>.

Join us to celebrate Software Freedom Day and Spread the words of Software Freedom to every corner of the world!

[More Details](#) [More Details](#)

BOOTSTRAP

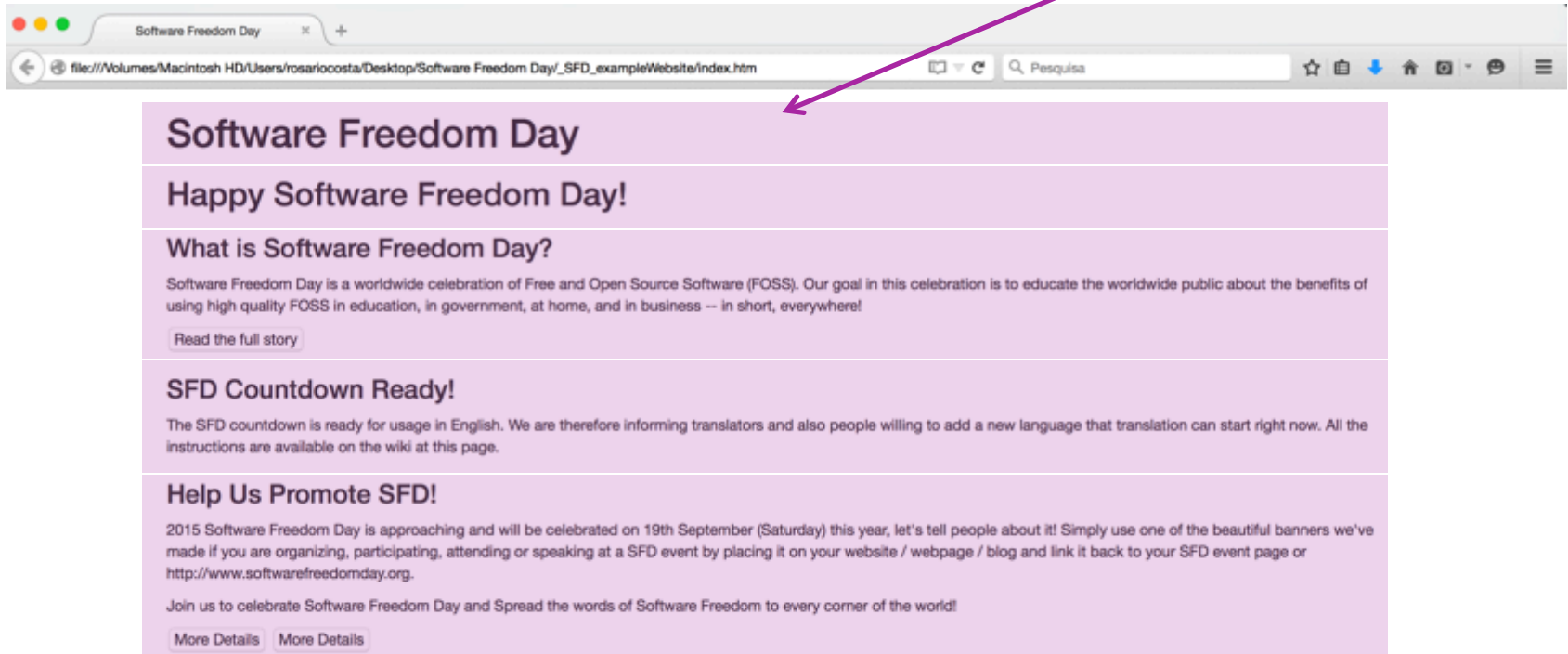
Thinking in Grids



SITE STRUCTURE: COLUMNS

Rows are horizontal groupings of data.

Our site has 5 rows of data

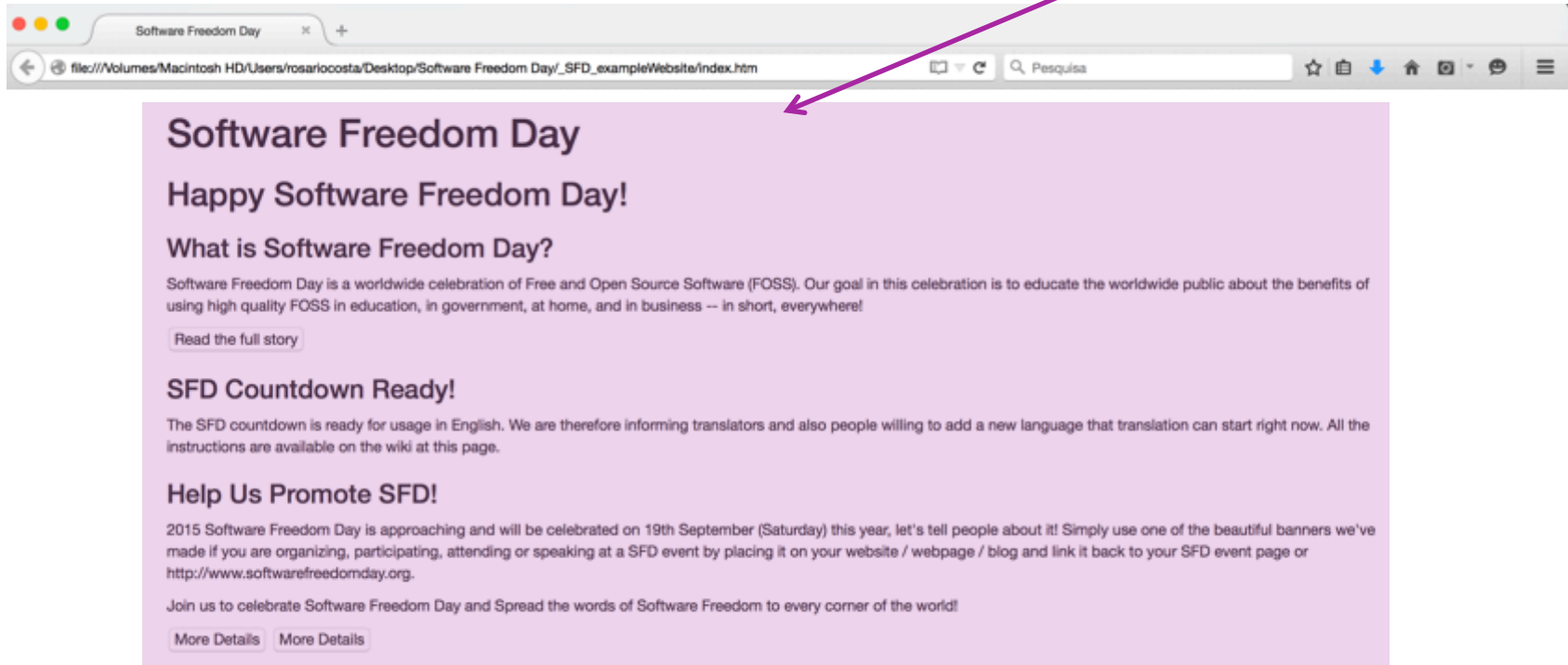




SITE STRUCTURE: COLUMNS

Columns are vertical groupings of data.

Our site has 1 conceptual column

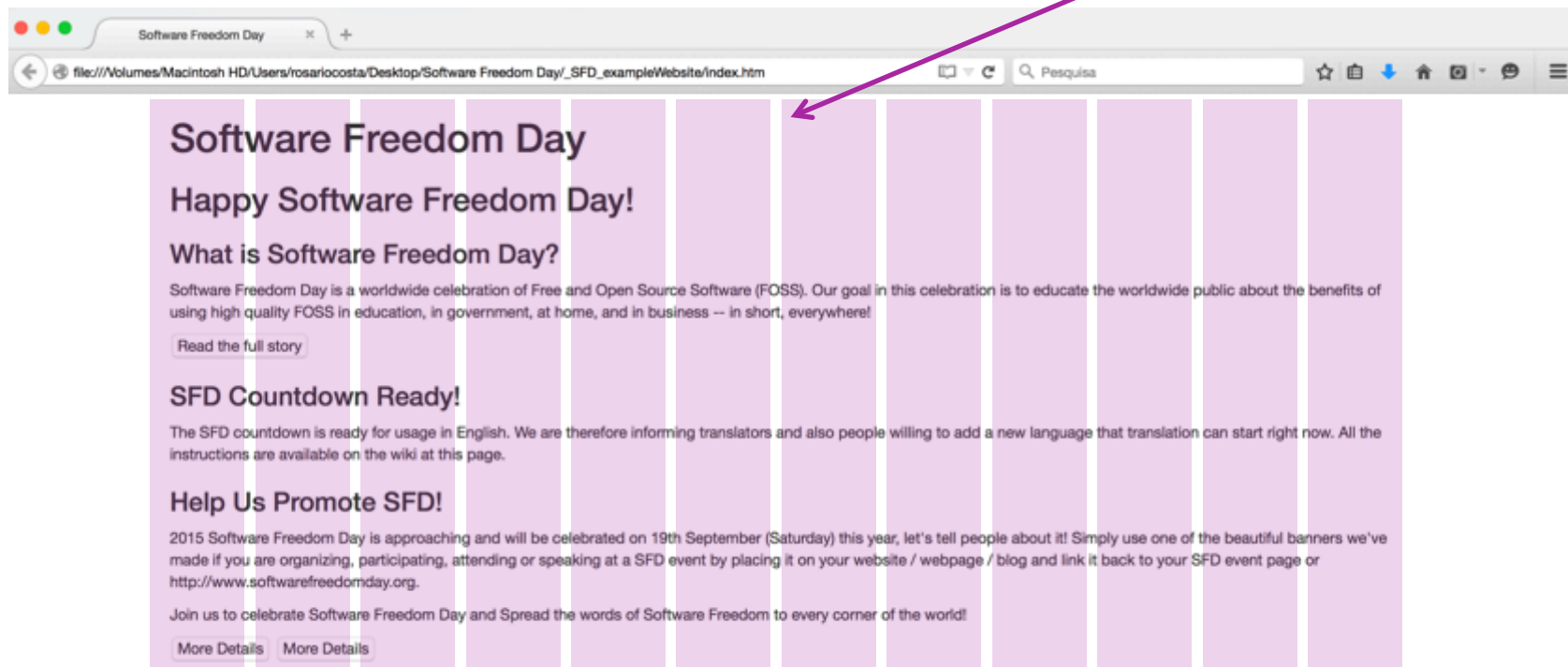




MULTIPLE COLUMNS

Bootstrap gives us 12 columns to work with if we need them.

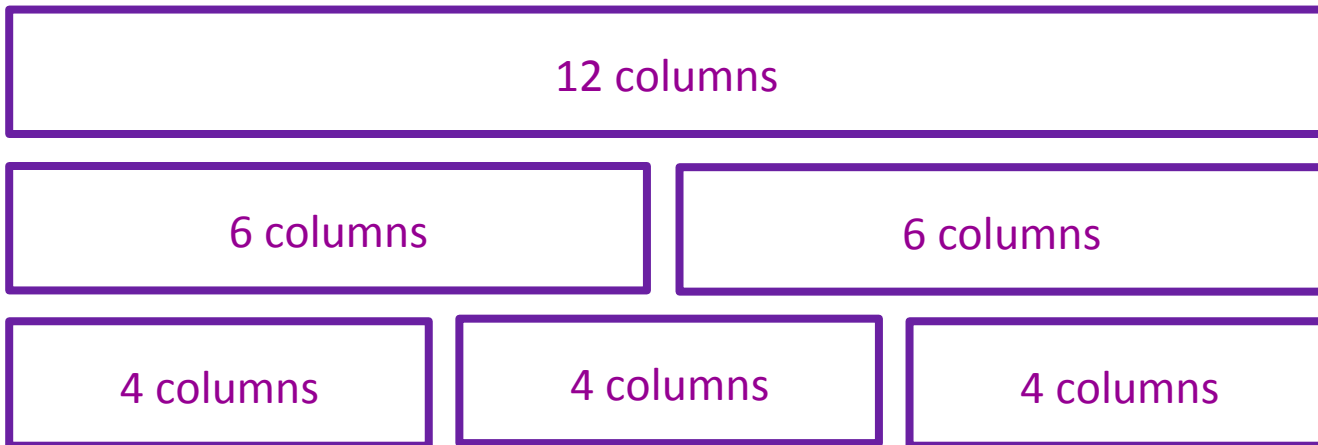
We can use all or some columns





WIRE FRAMING OUR GRID DESIGN

Wire framing is a great way to visualize and plan out our page.

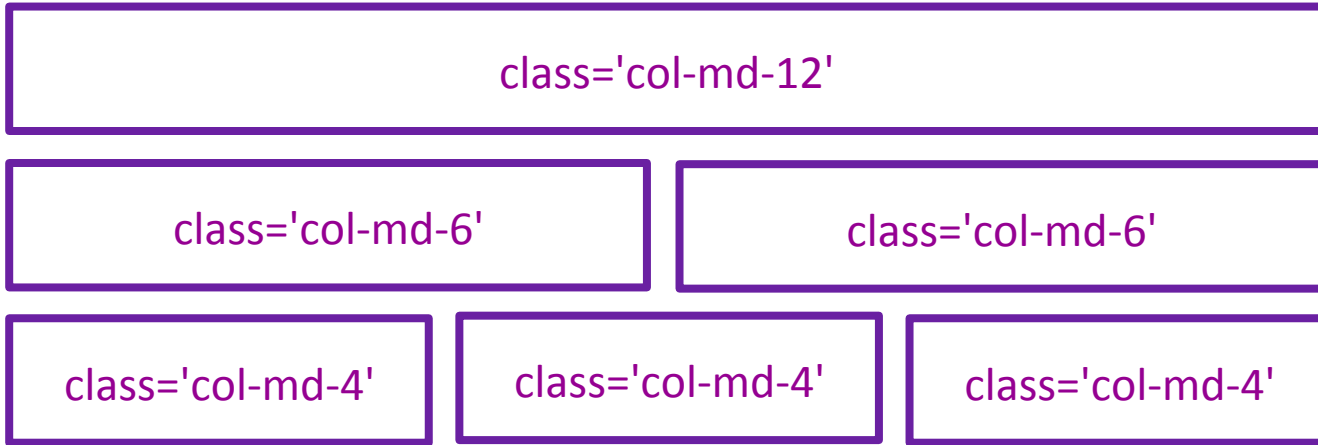


Columns are up to 12 per row



BOOTSTRAP MEDIUM SCREEN GRID DESIGN

Bootstrap Medium Screen Grid Design



Columns are up to 12 per row



Bootstrap

USING 12 AND 6 COLUMNS

Use a class of `.col-md-12` to wrap areas of your page you want to take up the entire width.

Use a class of `.col-md-6` to contain an element to 6 columns, or half the page.

```
<div class='col-md-12'>
  <h2>Happy Software Freedom Day!</h2>
  <h3>What is Software Freedom Day?</h3>
  <p>...</p>
  <button type='button'>Read the full story</button>
</div>
```

← `class='col-md-12'`

```
<div class='col-md-6'>
  <h3>SFD Countdown Ready!</h3>
  <p>...</p>
  <button type='button'>More Details</button>
</div>

<div class='col-md-6'>
  <img class="img-responsive" src='imgs/3.jpg' alt='Software Freedom Day' />
</div>
```

← `class='col-md-6'`



Bootstrap

FEATURE GRID USING 4 COLUMNS

Using one-third of the page, or 4 columns. 4 columns * 3 elements = 12 columns total.

```
<div class='col-md-4'>
  <h3>Help Us Promote SFD!</h3>
  <p>...</p>
  <p>Join us to celebrate Software Freedom Day and Spread the words of Software Freedom to every corner of the world!</p>
  <button type='button'>More Details</button>
</div>

<div class='col-md-4'>
  <h3>How did SFD begin?</h3>
  <p>Software Freedom Day (SFD) was initiated by a group of FOSS believers, Matt Oquist, Henrik Omma and Phil Harper with the idea of distributing software. The idea of SFD is for everyone without a vested interest in proprietary software to unite and educate the world about the ideals of Software Freedom. August 28th, 2004, was the first ever Software Freedom Day. </p>
  <button type='button'>More Details</button>
</div>

<div class='col-md-4'>
  <h4>IRC Channel: #sfd @freenode</h4>
  <p>You want to share your ideas or experiences with other SFD teams? Welcome to join our Web IRC Chat and mailing lists here!</p>
  <h4>Who is DFF?</h4>
  <p>Digital Freedom Foundation is run by a Board of Directors who meet regularly with an IRC conference to discuss various topics pertaining to regular activities of DFF, SFD and CFD. </p>
</div>
```

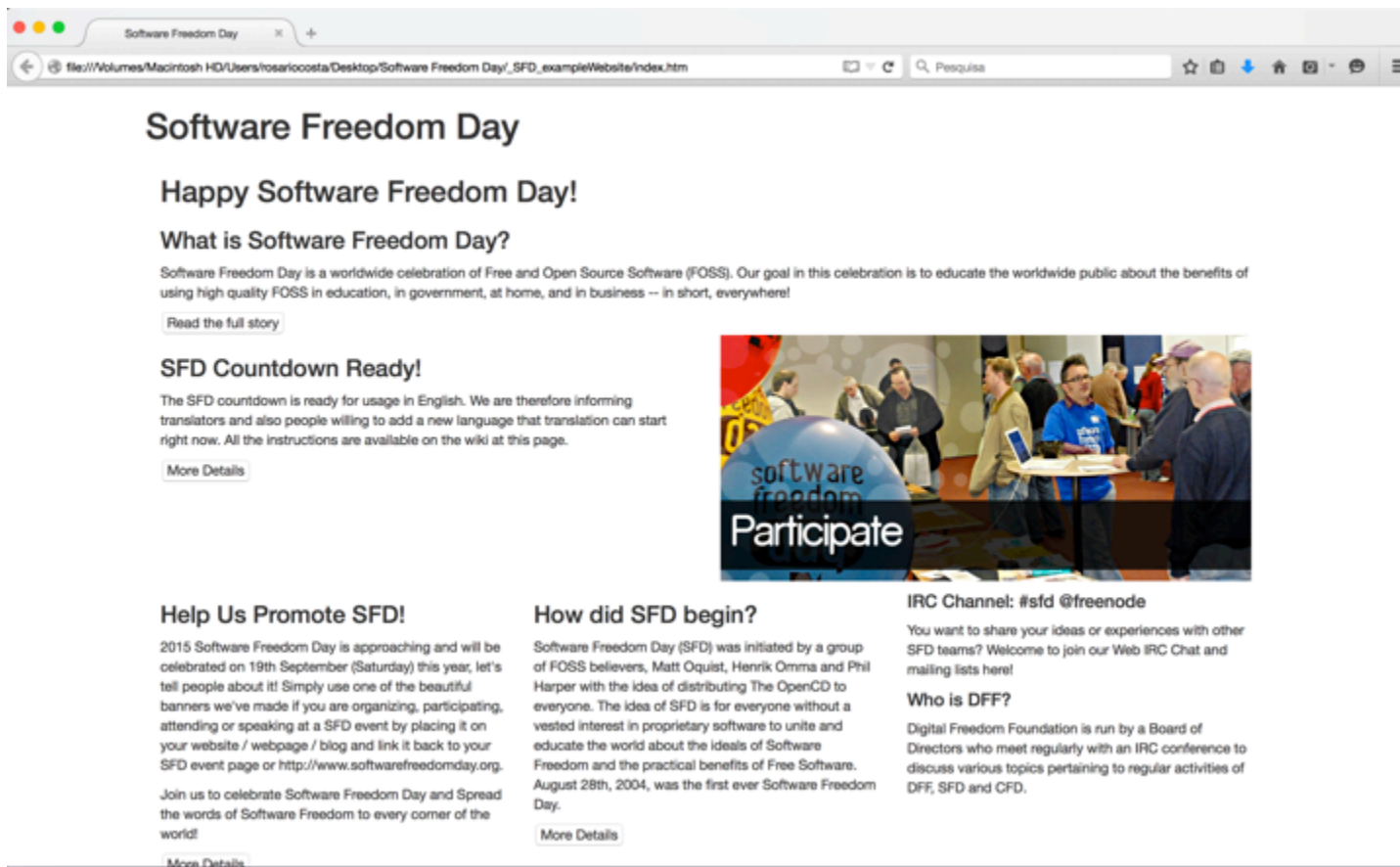


class='col-md-4'



COLUMN PREVIEW

Our page is starting to take shape!





ADDING ROWS USING .ROW

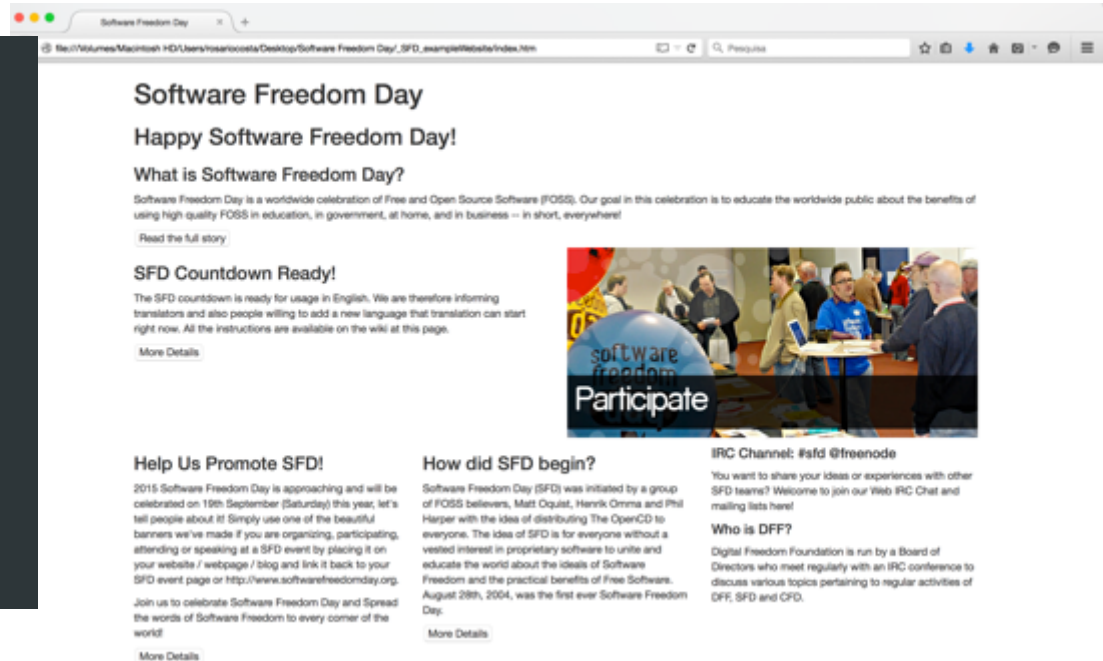
The number of columns in each row adds up to 12.

```
<body>
  <div class='container'>

    <div class='row'>
      <div class='col-md-12'>...</div>
    </div>

    <div class='row'>
      <div class='col-md-6'>...</div>
      <div class='col-md-6'>...</div>
    </div>

    <div class='row'>
      <div class='col-md-4'>...</div>
      <div class='col-md-4'>...</div>
      <div class='col-md-4'>...</div>
    </div>
  </div>
</body>
```





ADDING ROWS USING .ROW

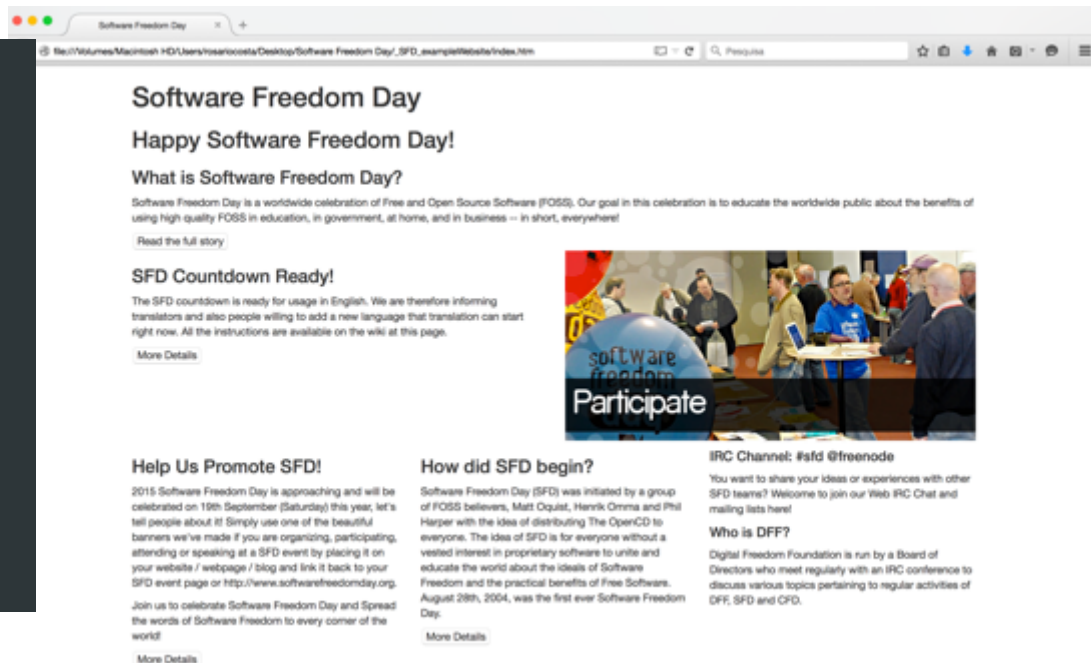
The number of columns in each row adds up to 12.

```
<body>
  <div class='container'>

    <div class='row'>
      <div class='col-md-12'>...</div>
    </div>

    <div class='row'>
      <div class='col-md-6'>...</div>
      <div class='col-md-6'>...</div>
    </div>

    <div class='row'>
      <div class='col-md-4'>...</div>
      <div class='col-md-4'>...</div>
      <div class='col-md-4'>...</div>
    </div>
  </div>
</body>
```



BOOTSTRAP

Responsive Gridding



OUR WEBSITE SO FAR

It looks great on our desktop's screen, but if we view it on a phone, our columns are gone!





DESIGNING FOR DIFFERENT SCREEN SIZES

A good starting point for your design. Looks good on laptops and desktops.

The “small” grid size is used for smaller resolutions, often tablets or compact laptop screens.



Extra Small devices
Phones (<768px)

`.col-xs-*`

`.col-xs-offset-*`

None (auto)



Small devices
Tablets (>=768px)

`.col-sm-*`

`.col-sm-offset-*`

750px



Medium devices
Desktops (>=992px)

`.col-md-*`

`.col-md-offset-*`

970px



Large devices
Desktops (>=1200px)

`.col-lg-*`

`.col-lg-offset-*`

1170px



ADDING GRIDS FOR EXTRA SMALL SCREENS

We could use the extra small grids.

```
<div class='row'>
  <div class='col-md-4 col-xs-4'>
    <h3>Help Us Promote SFD!</h3>
    <p>...</p>
    <p>Join us to celebrate Software Freedom Day and Spread the words of Software Freedom to every corner of the world!</p>
    <button type='button'>More Details</button>
  </div>
  <div class='col-md-4 col-xs-4'>
    <h3>How did SFD begin?</h3>
    <p>...</p>
    <button type='button'>More Details</button>
  </div>
  <div class='col-md-4 col-xs-4'>
    <h4>IRC Channel: #sfd @freenode</h4>
    <p>You want to share your ideas or experiences with other SFD teams? Welcome to join our Web IRC Chat and mailing lists here!</p>
    <h4>Who is DFF?</h4>
    <p>Digital Freedom Foundation is run by a Board of Directors who meet regularly with an IRC conference to discuss various topics pertaining to regular activities of DFF, SFD and CFD. </p>
  </div>
</div>
```



ADDING GRIDS FOR EXTRA SMALL SCREENS

We could use the extra small grids.

Software Freedom Day

Happy Software Freedom Day!

What is Software Freedom Day?

Software Freedom Day is a worldwide celebration of Free and Open Source Software (FOSS). Our goal in this celebration is to educate the worldwide public about the benefits of using high quality FOSS in education, in government, at home, and in business -- in short, everywhere!

[Read the full story](#)

SFD Countdown Ready!

The SFD countdown is ready for usage in English. We are therefore informing translators and also people willing to add a new language that translation can start right now. All the instructions are available on the wiki at this page.

[More Details](#)

Help Us Promote SFD!

2015 Software Freedom Day is approaching and will be celebrated on 19th September (Saturday) this year, let's tell people about it! Simply use one of the beautiful banners we've made if you are organizing, participating, attending or speaking at a SFD event by placing it on

How did SFD begin?

Software Freedom Day (SFD) was initiated by a group of FOSS believers, Matt Oquist, Henrik Omma and Phil Harper with the idea of distributing The OpenCD to everyone. The idea of SFD is for everyone without a vested interest in proprietary software to unite and

IRC Channel: #sfd @freenode

You want to share your ideas or experiences with other SFD teams? Welcome to join our Web IRC Chat and mailing lists [here!](#)

Who is DFF?

Digital Freedom Foundation is run by a Board of Directors who meet regularly with an IRC

BOOTSTRAP

Typography



WHAT IS TYPOGRAPHY?

"The art and technique of arranging type to make written language most appealing"
In Wikipedia

```
body {  
  font-family: "Helvetica Neue",  
  Helvetica, Arial, sans-serif;  
  font-size: 14px;  
  line-height: 1.42857143;  
  color: #333;  
  background-color: #fff;  
}
```

**Bootstrap has existing styles
that changed our font.**





CENTERING TEXT

Bootstrap has a number of alignment classes for text.

All text in this row will be centered

```
<div class='row text-center'>
  <div class='col-md-4 col-xs-4'>
    <h3>Help Us Promote SFD!</h3>
    <p>...</p>
    <p>Join us to celebrate Software Freedom Day and Spread
the words of Software Freedom to every corner of the world!</p>
    <button type='button'>More Details</button>
  </div>
  <div class='col-md-4 col-...'>
  <div class='col-md-4 col-...'>
</div>
```

.text-justify

.text-right

.text-center

.text-left

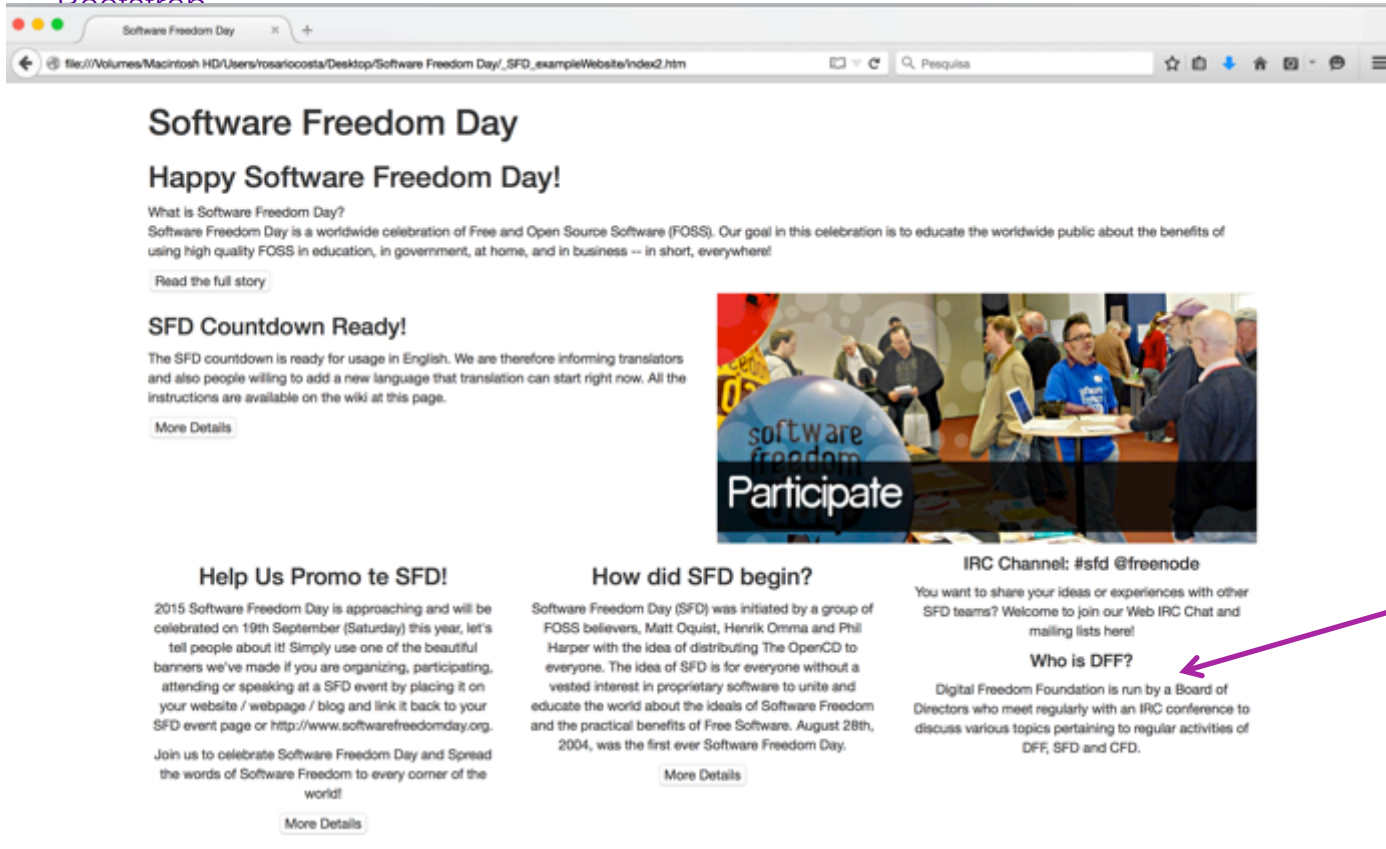
.text-nowrap

Bootstrap has several classes for different alignments



CENTERING TEXT

Bootstrap has a number of alignment classes for text.



All text in this row is now centered



Bootstrap

PRE FORMATTED TEXT BOXES

Warning!

Best check yo self, you're not looking too good. Nulla vitae elit libero, a pharetra augue. Praesent commodo cursus magna, vel scelerisque nisl consectetur et.

Oh snap! Change a few things up and try submitting again.



Well done! You successfully read this important alert message.



Heads up! This alert needs your attention, but it's not super important.





GLYPHICONS

Bootstrap comes with 200 icons to use, named “glyphicons”.





GLYPHICONS

Adding icons.

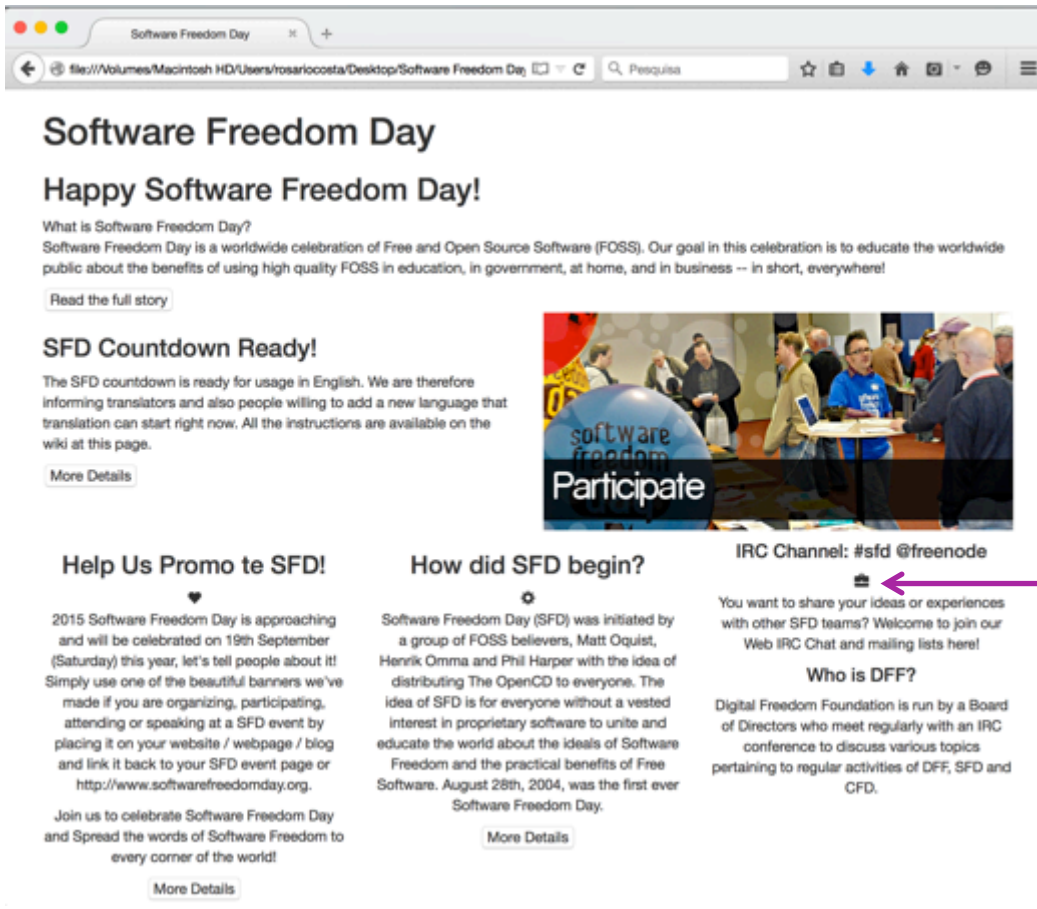
Add an icon to my page

```
<div class='row text-center'>
  <div class='col-md-4 col-xs-4'>
    <h3>Help Us Promote SFD!</h3>
    <i class='glyphicon glyphicon-heart'></i>
    <p>...</p>
    <p>Join us to celebrate Software Freedom Day and Spread
    the words of Software Freedom to every corner of the world!</p>
    <button type='button'>More Details</button>
  </div>
  <div class='col-md-4 col-xs-4'>
    <h3>How did SFD begin?</h3>
    <i class='glyphicon glyphicon-cog'></i>
    <p>...</p>
    <button type='button'>More Details</button>
  </div>
  <div class='col-md-4 col-xs-4'>
    <h4>IRC Channel: #sfd @freenode</h4>
    <i class='glyphicon glyphicon-briefcase'></i>
    <p>You want to share your ideas or experiences with other SFD teams? Welcome to join our Web IRC Chat and mailing lists here!</p>
    <h4>Who is DFF?</h4>
    <p>Digital Freedom Foundation is run by a Board of Directors who meet regularly with an IRC conference to discuss various topics
    pertaining to regular activities of DFF, SFD and CFD. </p>
  </div>
</div>
```



GLYPHICONS

Adding icons.



Our icons

Why do our icons look so small?



Bootstrap

GLYPHICONS

Our icons look a little small – Adding a (our) stylesheet

```
<!doctype html>
<html>
<head>
<meta charset="UTF-8">
<title>Software Freedom Day</title>
<link href="css/bootstrap.css" rel="stylesheet" type="text/css">
<link href="css/main.css" rel="stylesheet" type="text/css">
</head>

<body>
  <div class='container'>...</div>
</body>

<script src='https://ajax.googleapis.com/ajax/libs/jquery/1.11.1/jquery.min.js'></script>
<script src='js/bootstrap.js'></script>
</html>
```

We'll set our styles
in the main.css
Stylesheet file



GLYPHICONS

Our icons look a little small – Adding a (our) stylesheet

```
<div class='row text-center features'>
  <div class='col-md-4 col-xs-4'>
    <h3>Help Us Promote SFD!</h3>
    <i class='glyphicon glyphicon-heart'></i>
    <p>2015 Software Freedom Day is approaching and will be celebrated on 19th September (Saturday) this
    Simply use one of the beautiful banners we've made if you are organizing, participating, attending or
    placing it on your website / webpage / blog and link it back to your SFD event page or http://www.sof
    <p>Join us to celebrate Software Freedom Day and Spread
    the words of Software Freedom to every corner of the world!</p>
    <button type='button'>More Details</button>
  </div>
```

We want to style all icons under class `.features`

```
.features .glyphicon {
  font-size: 32px;
  margin-bottom: 25px;
  color: #fab73e;
}
```

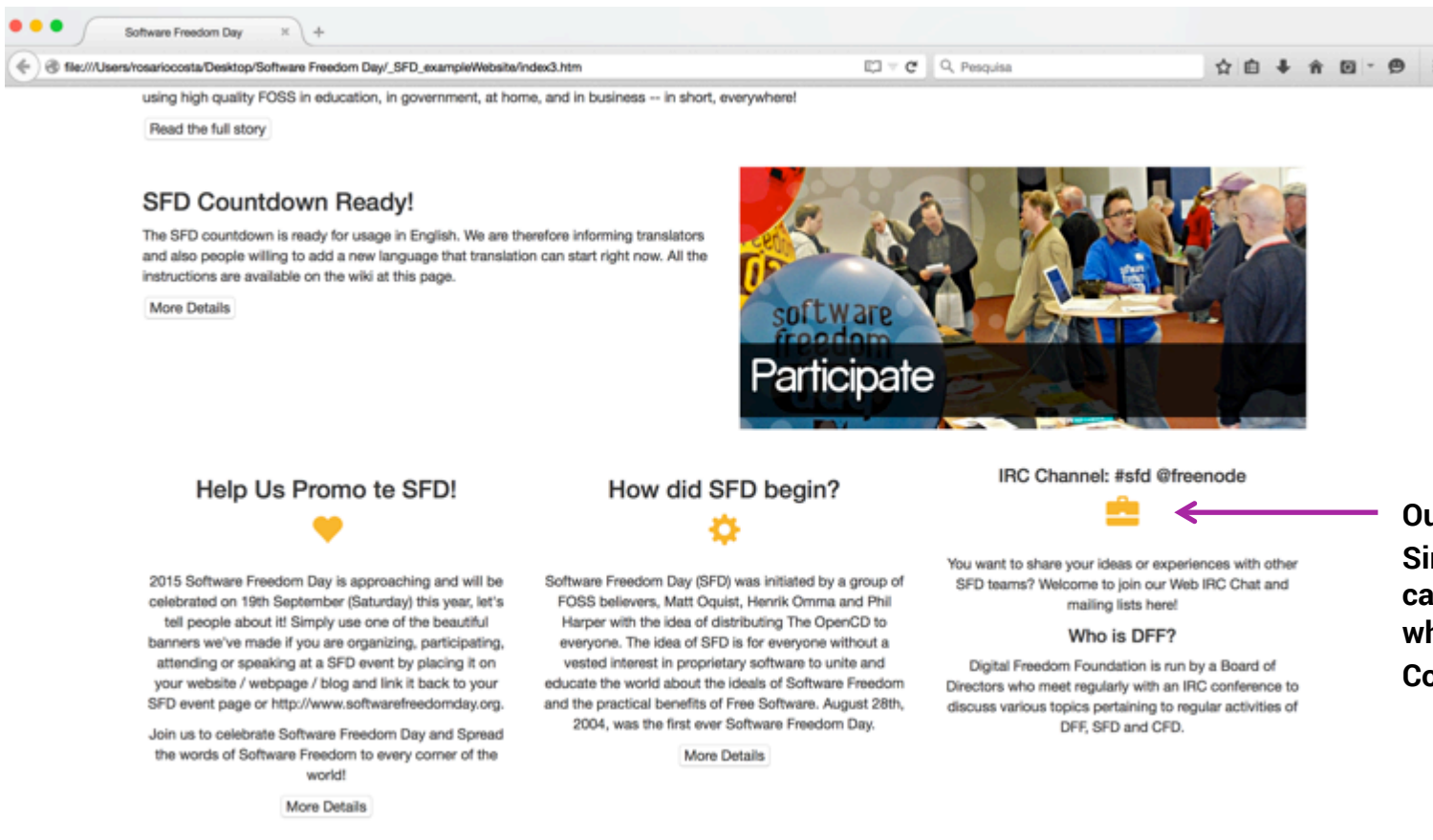
css/main.css

All icons under `.features` will be larger and will have a margin bottom of 25px down.



GLYPHICONS

Larger Icons



**Our icons are now 32px.
Since they are fonts, we
can adjust them
whenever we want!
Color, size etc...**

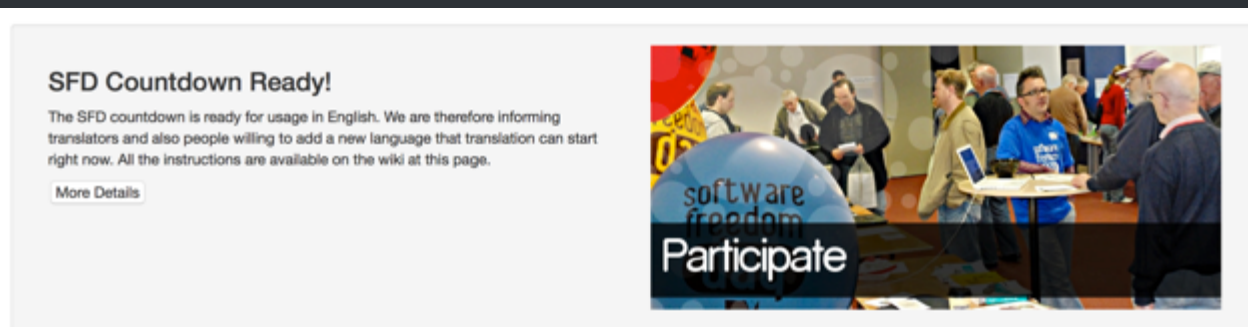


GIVE SOME PROMINENCE

Let's highlight an area

.well gives a simple inset effect

```
<div class='row well'>
  <div class='col-md-6 col-xs-6'>
    <h3>SFD Countdown Ready!</h3>
    <p>The SFD countdown is ready for usage in English.
    We are therefore informing translators and also people willing to add a new language
    All the instructions are available on the wiki at this page.</p>
    <button type='button'>More Details</button>
  </div>
  <div class='col-md-6 col-xs-6'>
    <img class='img-responsive' src='imgs/3.jpg' alt='Software Freedom Day' />
  </div>
</div>
```





GIVE SOME PROMINENCE

Let's highlight an area

Adds more padding to the `.well`

```
<div class='row well well-lg'>
  <div class='col-md-6 col-xs-6'>
    <h3>SFD Countdown Ready!</h3>
    <p>The SFD countdown is ready for usage in English.
    We are therefore informing translators and also people willing to add a new language that tr
    All the instructions are available on the wiki at this page.</p>
    <button type='button'>More Details</button>
  </div>
  <div class='col-md-6 col-xs-6'>
    <img class="img-responsive" src='imgs/3.jpg' alt='Software Freedom Day' />
  </div>
</div>
```

`.well-sm`

`.well-lg`

Add or remove some padding from your `.well` by adding another class

SFD Countdown Ready!

The SFD countdown is ready for usage in English. We are therefore informing translators and also people willing to add a new language that translation can start right now. All the instructions are available on the wiki at this page.

[More Details](#)



BOOTSTRAP

Buttons



STYLING OUR BUTTONS

Our buttons look different in every browser. Let's use Bootstrap to standardize them.





STYLING OUR BUTTONS

Our buttons look different in every browser. Let's use Bootstrap to standardize them.

```
<div class='row'>
  <div class='col-md-12 col-xs-12'>
    <h1>Software Freedom Day</h1>
    <h2>Happy Software Freedom Day!</h2>
    <h3>What is Software Freedom Day?</h3>
    <p>Software Freedom Day is a worldwide celebration of Free and Open Source Software (FOSS).
      Our goal in this celebration is to educate the worldwide public about the benefits of using high quality
      FOSS in education, in government, at home, and in business -- in short, everywhere!
    </p>
    <button type='button' class="btn">Read the full story</button>
  </div>
</div>
```

Add **.btn** class to
our buttons



STYLING OUR BUTTONS

Our buttons look different in every browser. Let's use Bootstrap to standardize them.

Software Freedom Day

Happy Software Freedom Day!

What is Software Freedom Day?

Software Freedom Day is a worldwide celebration of Free and Open Source Software (FOSS). Our goal in this celebration is to educate the worldwide public about the benefits of using high quality FOSS in education, in government, at home, and in business -- in short, everywhere!

[Read the full story](#)

SFD Countdown Ready!

The SFD countdown is ready for usage in English. We are therefore informing translators and also people willing to add a new language that translation can start right now. All the instructions are available on the wiki at this page.

[More Details](#)



Help Us Promo te SFD!



2015 Software Freedom Day is approaching and will be celebrated on 19th September (Saturday) this year, let's tell people about it! Simply use one of the beautiful banners we've made if you are organizing, participating, attending or speaking at a SFD event by placing it on your website / webpage / blog and link it back to your SFD event page or <http://www.softwarefreedomday.org>. Join us to celebrate Software Freedom Day and Spread the words of Software Freedom to every corner of the world!

[More Details](#)

How did SFD begin?



Software Freedom Day (SFD) was initiated by a group of FOSS believers, Matt Oquist, Henrik Omma and Phil Harper with the idea of distributing The OpenCD to everyone. The idea of SFD is for everyone without a vested interest in proprietary software to unite and educate the world about the ideals of Software Freedom and the practical benefits of Free Software. August 28th, 2004, was the first ever Software Freedom Day.

[More Details](#)

IRC Channel: #sfd @freenode



You want to share your ideas or experiences with other SFD teams? Welcome to join our Web IRC Chat and mailing lists here!

Who is DFF?

Digital Freedom Foundation is run by a Board of Directors who meet regularly with an IRC conference to discuss various topics pertaining to regular activities of DFF, SFD and CFD.



MAKING OUR BUTTONS LARGER

We can change the size of buttons by adding another class.

```
<button type='button' class="btn btn-lg">More Details</button>  
<button type='button' class="btn btn-sm">More Details</button>  
<button type='button' class="btn btn-xs">More Details</button>
```

.btn-xs

.btn-sm

.btn-lg

btn-xs

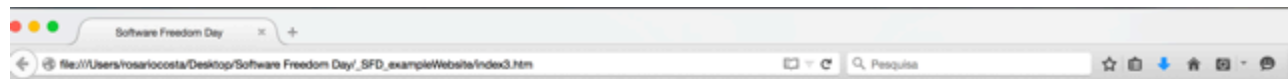
btn-sm

btn-lg



MAKING OUR BUTTONS LARGER

We can change the size of buttons by adding another class.



Read the full story

SFD Countdown Ready!

The SFD countdown is ready for usage in English. We are therefore informing translators and also people willing to add a new language that translation can start right now. All the instructions are available on the wiki at this page.

More Details



```
<div class='col-md-4 col-xs-4'>
  <h3>How did SFD begin?</h3>
  <i class='glyphicon glyphicon-cog'></i>
  <p>Software Freedom Day (SFD) was initiated by a group of FOSS believers, Matt Oquist. The idea of SFD is for everyone without a vested interest in proprietary software to August 28th, 2004, was the first ever Software Freedom Day. </p>
  <button type='button' class="btn btn-lg">More Details</button>
```

.btn-lg

Similar to **.glyphicon**, we'll use **.btn** and other button classes

SFD begin?

IRC Channel: #sfd @freenode



2015 Software Freedom Day is approaching and will be celebrated on 19th September (Saturday) this year, let's tell people about it! Simply use one of the beautiful banners we've made if you are organizing, participating, attending or speaking at a SFD event by placing it on your website / webpage / blog and link it back to your SFD event page or <http://www.softwarefreedomday.org>.

Join us to celebrate Software Freedom Day and Spread the words of Software Freedom to every corner of the world!

More Details

Software Freedom Day (SFD) was initiated by a group of FOSS believers, Matt Oquist, Henrik Omma and Phil Harper with the idea of distributing The OpenCD to everyone. The idea of SFD is for everyone without a vested interest in proprietary software to unite and educate the world about the ideals of Software Freedom and the practical benefits of Free Software. August 28th, 2004, was the first ever Software Freedom Day.

More Details

You want to share your ideas or experiences with other SFD teams? Welcome to join our Web IRC Chat and mailing lists here!

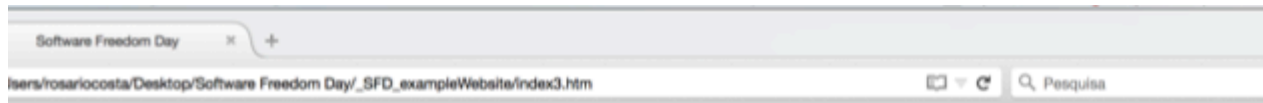
Who is DFF?

Digital Freedom Foundation is run by a Board of Directors who meet regularly with an IRC conference to discuss various topics pertaining to regular activities of DFF, SFD and CFD.



MAKING OUR BUTTONS STYLE

Let's personalize with our website theme colors.



Software Freedom Day

Happy Software Freedom Day!

What is Software Freedom Day?

Software Freedom Day is a worldwide celebration of Free and Open Source Software (FOSS). Our goal in this celebration is to educate the worldwide public about using high quality FOSS in education, in government, at home, and in business -- in short, everywhere!

[Read the full story](#)

SFD Countdown Ready!

The SFD countdown is ready for usage in English. We are therefore informing translators and also people willing to add a new language that translation can start right now. All the instructions are available on the wiki at this page.

[More Details](#)



```
.btn.green {
  background-color:#65bc45;
  color:#ffffff;
}
.btn.green:hover {
  background-color:#fab73e;
}
```

Add to **.btn** another customized class in **css/main.css**

BOOTSTRAP

Navigation



Bootstrap

WE NEED NAVIGATION!

Brand

Brand Signed in as Rosário Costa

Brand Signed in as Rosário Costa

Title Home Link Link

Title Home Link Link Dropdown ▾ Link Dropdown ▾



Bootstrap

WE NEED NAVIGATION!

Title	Link	Link	Dropdown ▼	Link	Dropdown ▼
Home					
Home / Library					
Home / Library / Data					



BUILD OUR MENU – REMOVING GRIDS

We'll be building out our navigation to include a few links and a link to the homepage.

```
<div class='container'>
  <div class='row'>
    <div class='col-md-12 col-xs-12'>
      <h1>Software Freedom Day</h1>
      <h2>Happy Software Freedom Day!</h2>
      <h3>What is Software Freedom Day?</h3>
      <p>Software Freedom Day is a worldwide celebration of Free and Open Source Software (FOSS).
        Our goal in this celebration is to educate the worldwide public about the benefits of using high quality
        FOSS in education, in government, at home, and in business -- in short, everywhere!
      </p>
      <button type='button' class="btn btn-lg green">Read the full story</button>
    </div>
  </div>
</div>
```

Our navigation won't be dependent on grids.



BUILD OUR MENU - ADDING LINKS

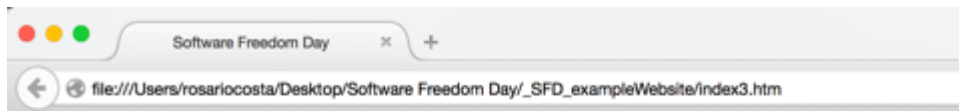
We'll be building out our navigation and include links.

```
<div class='container'>
  <h1>Software Freedom Day</h1>
  <ul>
    <li><a href='participate.htm'>Participate</a></li>
    <li><a href='eventsMap.htm'>Events Map</a></li>
    <li><a href='competition.htm'>Competition</a></li>
    <li><a href='community.htm'>Community</a></li>
    <li><a href='aboutSFD.htm'>About SFD</a></li>
    <li><a href='contacts.htm'>Contact us</a></li>
  </ul>
```

Let's add some links to other pages.



BUILD OUR MENU – NOT SO STYLED NAV...



Software Freedom Day

- [Participate](#)
- [Events Map](#)
- [Competition](#)
- [Community](#)
- [About SFD](#)
- [Contact us](#)

Maybe the `<h1>` could be a link?

Happy Software Freedom Day!

What is Software Freedom Day?

Software Freedom Day is a worldwide celebration of Free and Open Source Software (FOSS) using high quality FOSS in education, in government, at home, and in business -- in short, e

[Read the full story](#)

SFD Countdown Ready!

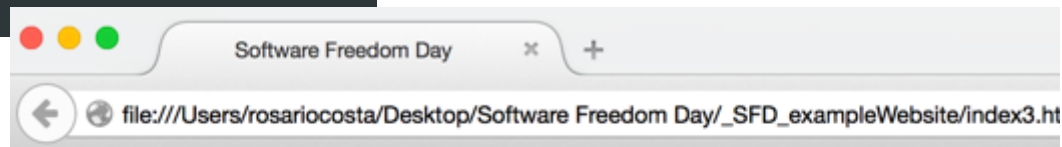


BUILD OUR MENU – USING .NAV-BRAND

The `.navbar-brand` class will float the text left, increase the font size and more.

```
<div class='container'>
  <a href='index.htm' class='navbar-brand'>Software Freedom Day</a>
  <ul>
    <li><a href='participate.htm'>Participate</a></li>
    <li><a href='eventsMap.htm'>Events Map</a></li>
    <li><a href='competition.htm'>Competition</a></li>
    <li><a href='community.htm'>Community</a></li>
    <li><a href='aboutSFD.htm'>About SFD</a></li>
    <li><a href='contacts.htm'>Contact us</a></li>
  </ul>
```

Our ink will be directly next to our Navigation list.



- Software Freedom Day
- Participate
 - Events Map
 - Competition
 - Community
 - About SFD
 - Contact us



BUILD OUR MENU – USING .NAV

```
<div class='container'>
  <a href='index.htm' class='navbar-brand'>Software Freedom Day</a>
  <ul class="nav">
    <li><a href='participate.htm'>Participate</a></li>
    <li><a href='eventsMap.htm'>Events Map</a></li>
    <li><a href='competition.htm'>Competition</a></li>
    <li><a href='community.htm'>Community</a></li>
    <li><a href='aboutSFD.htm'>About SFD</a></li>
    <li><a href='contacts.htm'>Contact us</a></li>
  </ul>
```

Adds padding for all the navigation links

.nav is like **.glyphicon** or **.btn** – it's used with other classes.

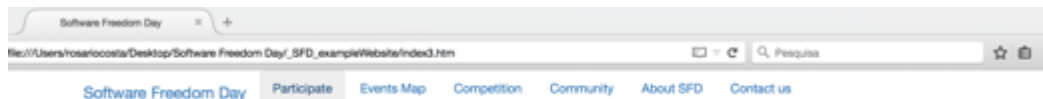




BUILD OUR MENU – USING .NAV - MODIFIERS

The `.nav` class with modifiers can be used for a main navigation, or a subnav on your page.

```
<ul class="nav nav-pills">
```

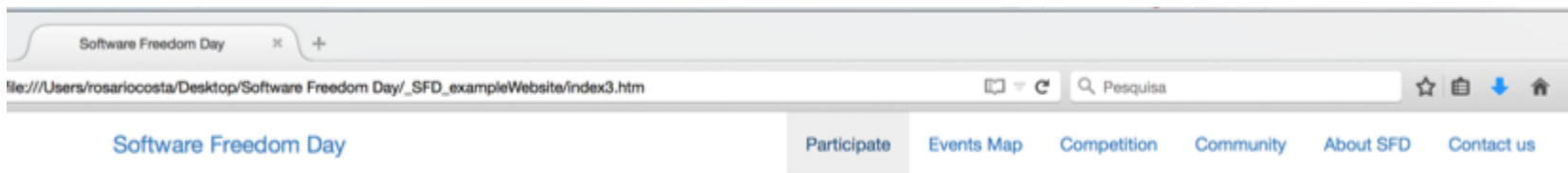


```
<ul class="nav nav-tabs">
```



```
<ul class="nav navbar-nav navbar-right">
```

Our navigations floats to the right,
and `.navbar-nav` makes them inline.

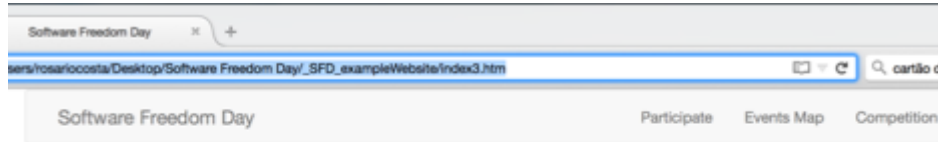


B

Bootstrap

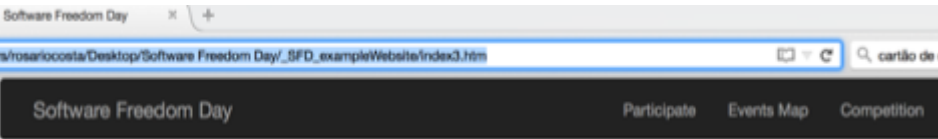
BUILD OUR MENU – USING .NAV - MODIFIERS

The `.nav` class with modifiers can be used for a main navigation, or a subnav on your page.



```
<div class='container navbar navbar-default'>
```

`.navbar-default`



```
<div class='container navbar navbar-inverse'>
```

`.navbar-inverse`

Happy Software Freedom Day!

What is Software Freedom Day?
Software Freedom Day is a worldwide celebration of Free and Open Source Software (FOSS). Our goal in this celebration is to educate using high quality FOSS in education, in government, at home, and in business -- in short, everywhere!

[Read the full story](#)

Happy Software Freedom Day!

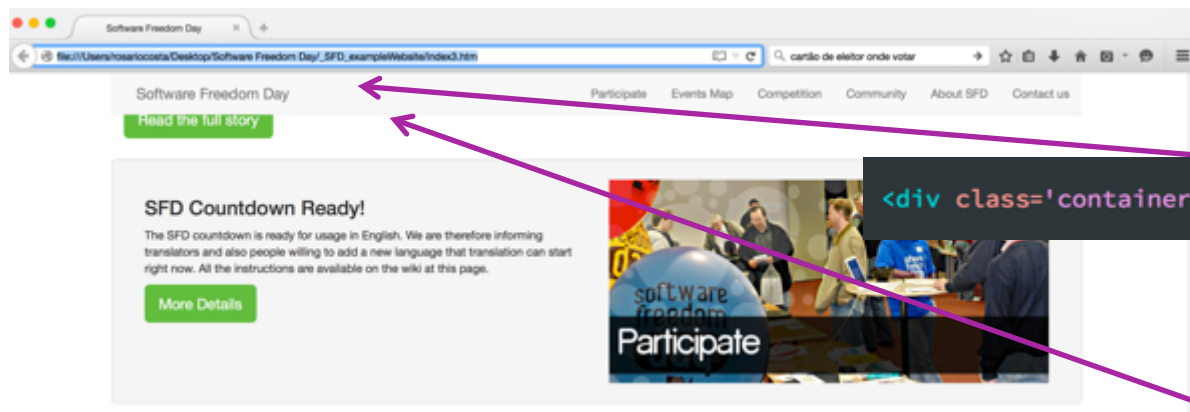
What is Software Freedom Day?
Software Freedom Day is a worldwide celebration of Free and Open Source Software (FOSS). Our goal in this celebration is to educate the using high quality FOSS in education, in government, at home, and in business -- in short, everywhere!

[Read the full story](#)



BUILD OUR MENU – POSITIONING OUR NAVIGATION

The `.navbar` has some modifications available that allow flexibility in navbar position and visibility.



```
<div class='container navbar navbar-default navbar-fixed-top'>
```

`.navbar-static-top`

Navbar will scroll with the page

`.navbar-fixed-top`

Navbar don't scroll with the page – they stay at the top-

`.navbar-static-bottom`

`.navbar-fixed-bottom`

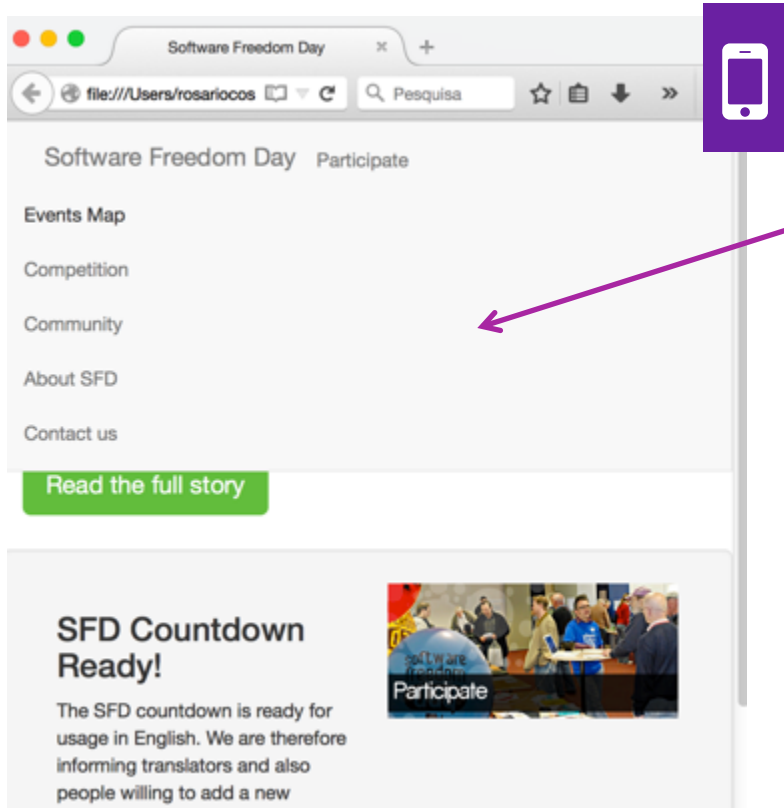
BOOTSTRAP

Javascript components



EXPANDABLE NAVIGATION

This is what we'll be building. In extra small mode, we'll show a navigation toggle.



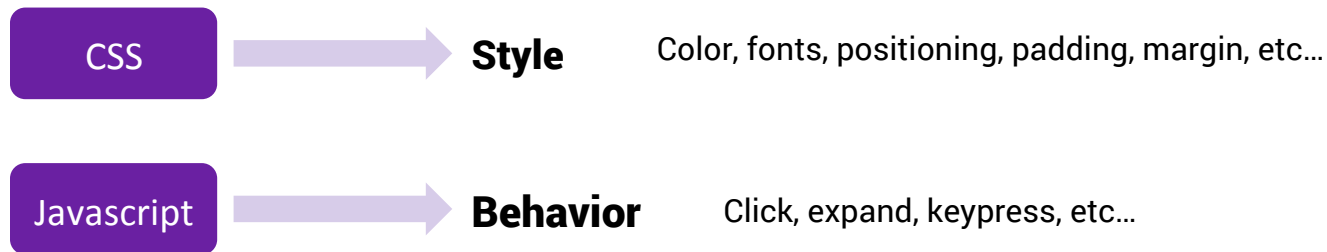
Our Navigation looks really bad in extra small mode...

Let's turn it collapsible!



CSS VS JAVASCRIPT REFRESHER

CSS is for styling the page, JavaScript is for adding behavior to the page.





Bootstrap

OUR EXISTING NAVIGATION

Here's the navigation we've build so far. It has a `.navbar` with a `.container` inside of it.

```
<div class='container navbar navbar-default navbar-fixed-top'>
  <a href='index.htm' class='navbar-brand'>Software Freedom Day</a>

  <ul class="nav navbar-nav navbar-right">
    <li><a href='participate.htm'>Participate</a></li>
    <li><a href='eventsMap.htm'>Events Map</a></li>
    <li><a href='competition.htm'>Competition</a></li>
    <li><a href='community.htm'>Community</a></li>
    <li><a href='aboutSFD.htm'>About SFD</a></li>
    <li><a href='contacts.htm'>Contact us</a></li>
  </ul>
</div>
```

The `.nav` element is what we want to make collapsable.



COLLAPSING OUR NAVIGATION

Adding the `.collapse` class will hide an element in all resolutions thanks to the collapse plugin.

```
<ul class="nav navbar-nav navbar-right collapse">
```



Our navigation is hidden in all screen sizes!

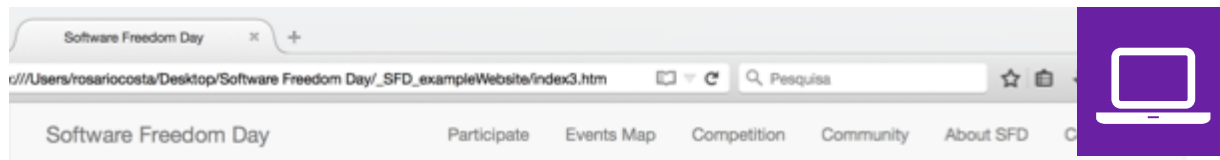
How do we only hide it in only extra-small mode?



SHOWING OUR NAVIGATION FOR LARGER SCREENS

The `.navbar-collapse` class will only hide the nav in extra small mode.

```
<ul class="nav navbar-nav navbar-right collapse navbar-collapse">
```



Our navigation shows up for small screens and above, but is hidden in extra-small mode.

Happy Software Freedom Day!

What is Software Freedom Day?

Software Freedom Day is a worldwide celebration of Free and Open Source Software (FOSS). Our goal in this celebration is to educate the worldwide public about the benefits of using high quality FOSS in education, in government, at home, and in business -- in short, everywhere!

[Read the full story](#)



TOGGLING NAVIGATION

We'll add a button that will make our navigation links visible only when the user desires it.

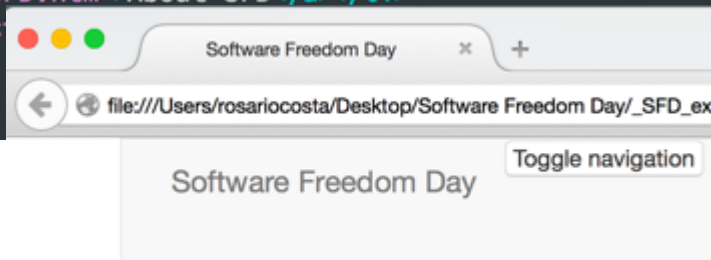
```
<div class='container navbar navbar-default navbar-fixed-top'>
  <a href='index.htm' class='navbar-brand'>Software Freedom Day</a>

  <button type='button'>Toggle navigation</button>

  <ul class="nav navbar-nav navbar-right collapse navbar-collapse">

    <li><a href='participate.htm'>Participate</a></li>
    <li><a href='eventsMap.htm'>Events Map</a></li>
    <li><a href='competition.htm'>Competition</a></li>
    <li><a href='community.htm'>Community</a></li>
    <li><a href='aboutSFD.htm'>About SFD</a></li>
    <li><a href='contact'>Contact</a></li>
  </ul>
</div>
```

This is where our button will be.






TOGGLING NAVIGATION

We'll add a button that will make our navigation links visible only when the user desires it.

```
<button type='button'>
  <span class='sr-only'>Toggle navigation</span>
</button>
```



The Toggle navigation text won't be shown for most visitors.

Still need to add some positioning and additional styles to our button.



Bootstrap

NAVIGATION TOGGLE ICONS

```
<button type='button' class="navbar-toggle">  
  <span class='sr-only'>Toggle navigation</span>  
  <i class='glyphicon glyphicon-align-justify'></i>  
</button>
```



Glyphicons won't scale correctly in this case.

Software Freedom Day



```
<button type='button' class="navbar-toggle">  
  <span class='sr-only'>Toggle navigation</span>  
  <span class='icon-bar'></span>  
  <span class='icon-bar'></span>  
  <span class='icon-bar'></span>  
</button>
```



Instead we can use 3 Bootstrap icon bars.

Software Freedom Day





OUR TOGGLEABLE NAVIGATION

We'll add a button that will make our navigation links visible only when the user desires it.

```
<button type='button' class="navbar-toggle">  
  <span class='sr-only'>Toggle navigation</span>  
  <i class='glyphicon glyphicon-align-justify'></i>  
</button>
```



Glyphicons won't scale correctly in this case.

Software Freedom Day



```
<button type='button' class="navbar-toggle">  
  <span class='sr-only'>Toggle navigation</span>  
  <span class='icon-bar'></span>  
  <span class='icon-bar'></span>  
  <span class='icon-bar'></span>  
</button>
```



Instead we can use 3 Bootstrap icon bars.

Software Freedom Day





Bootstrap

OUR TOGGLEABLE NAVIGATION



Software Freedom Day

Happy Software Freedom Day!

What is Software Freedom Day?
Software Freedom Day is a worldwide celebration of Free and Open Source Software (FOSS). Our goal in this celebration is to educate the worldwide public about the benefits of using high quality FOSS in education, in government, at home, and in business -- in short, everywhere!

[Read the full story](#)

SFD Countdown Ready!

The SFD countdown is ready for usage in English. We are therefore informing translators and also people willing to add a new language that translation can start right now. All the instructions are available on the wiki at this page.

[More Details](#)




Software Freedom Day

Participate Events Map Competition Community About SFD Contact us

Happy Software Freedom Day!


What is Software Freedom Day?
Software Freedom Day is a worldwide celebration of Free and Open Source Software (FOSS). Our goal in this celebration is to educate the worldwide public about the benefits of using high quality FOSS in education, in government, at home, and in business -- in short, everywhere!


[Read the full story](#)


SFD Countdown Ready!


The SFD countdown is ready for usage in English. We are therefore informing translators and also people willing to add a new language that translation can start right now. All the instructions are available on the wiki at this page.

[More Details](#)



Help Us Promote SFD! 

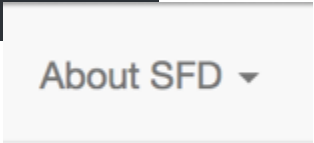
How did SFD begin? 

IRC Channel: #sfd @freenode 



CONVERTING *THE ABOUT* LINK

```
<ul class="nav navbar-nav navbar-right collapse navbar-collapse">
  <li><a href='participate.htm'>Participate</a></li>
  <li><a href='eventsMap.htm'>Events Map</a></li>
  <li><a href='competition.htm'>Competition</a></li>
  <li><a href='community.htm'>Community</a></li>
  <li><a href='#'>About SFD <span class='caret'></span></a></li>
  <li><a href='contacts.htm'>Contact us</a></li>
</ul>
```



About SFD ▾

won't take visitors to a new page

Add our drop down icon using Bootstrap's `.caret` class

B

Bootstrap

CONVERTING TO A DROPDOWN MENU

We don't want our sub navigation to be shown when the page loads.

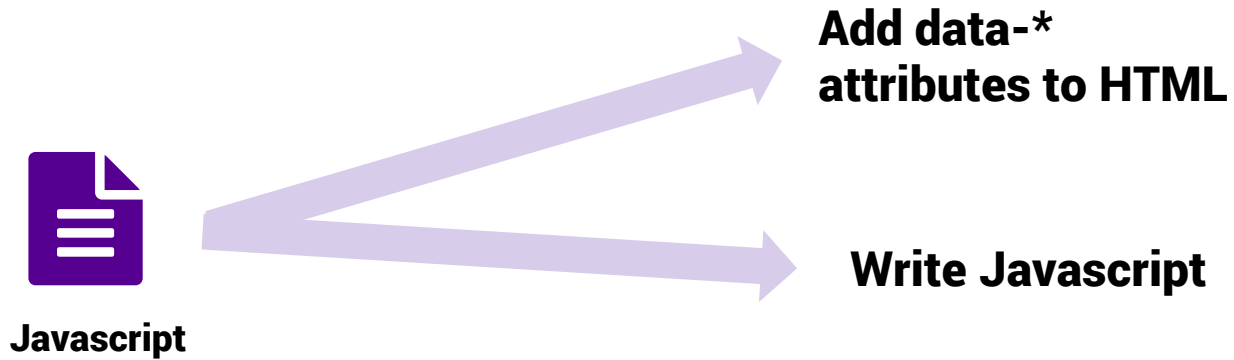
```
<ul class="nav navbar-nav navbar-right collapse navbar-collapse">

  <li><a href='participate.htm'>Participate</a></li>
  <li><a href='eventsMap.htm'>Events Map</a></li>
  <li><a href='competition.htm'>Competition</a></li>
  <li><a href='community.htm'>Community</a></li>
  <li><a href='#'>About SFD <span class='caret'></span></a>
    <ul class="dropdown-menu">
      <li><a href='softwareFreedom.htm'>Software Freedom</a></li>
      <li><a href='pressCoverage.htm'>Press Coverage</a></li>
      <li><a href='interviews.htm'>Interviews</a></li>
      <li><a href='aboutDFF.htm'>About DFF</a></li>
    </ul>
  </li>
  <li><a href='contacts.htm'>Contact us</a></li>
</ul>
```

This let's Bootstrap know this list a drop down menu.
It won't be shown on page load.



TWO WAYS TO USE JAVASCRIPT PLUGINS

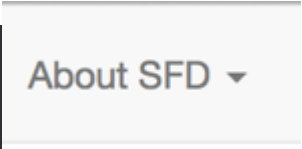




ADDING BEHAVIOR USING TOGGLE

Similar to the Collapse plugin, we'll add classes to our HTML to use the Dropdown plugin.

```
<ul class="nav navbar-nav navbar-right collapse navbar-collapse">
  <li><a href='participate.htm'>Participate</a></li>
  <li><a href='eventsMap.htm'>Events Map</a></li>
  <li><a href='competition.htm'>Competition</a></li>
  <li><a href='community.htm'>Community</a></li>
  <li><a href='#' data-toggle="dropdown">About SFD <span class='caret'></span></a>
    <ul class="dropdown-menu">
      <li><a href='softwareFreedom.htm'>Software Freedom</a></li>
      <li><a href='pressCoverage.htm'>Press Coverage</a></li>
      <li><a href='interviews.htm'>Interviews</a></li>
      <li><a href='aboutDFF.htm'>About DFF</a></li>
    </ul>
  </li>
  <li><a href='contacts.htm'>Contact us</a></li>
</ul>
```



When *About* is clicked, Bootstrap adds a class of `.open` to the parent element.



DROPDOWN OPEN

The Dropdown plugin is adding and removing classes for us, which we could do ourselves.

```
<ul class="nav navbar-nav navbar-right collapse navbar-collapse">

  <li><a href='participate.htm'>Participate</a></li>
  <li><a href='eventsMap.htm'>Events Map</a></li>
  <li><a href='competition.htm'>Competition</a></li>
  <li><a href='community.htm'>Community</a></li>
  <li class="open"><a href="#" data-toggle="dropdown">About SFD <span class='caret'></span></a>
    <ul class="dropdown-menu">
      <li><a href='softwareFreedom.htm'>Software Freedom</a></li>
      <li><a href='pressCoverage.htm'>Press Coverage</a></li>
      <li><a href='interviews.htm'>Interviews</a></li>
      <li><a href='aboutDFF.htm'>About DFF</a></li>
    </ul>
  </li>
  <li><a href='contacts.htm'>Contact us</a></li>
</ul>
```

Clicking on *About* now, would remove the `.open` class, closing the dropdown.



GRACEFUL DEGRADATION WITH JAVASCRIPT

Graceful degradation means that visitors with old browsers will still have an intended experience.



Software Freedom Day

Participate

Events Map

Competition

Community

About SFD ▾

Contact us

Happy Software Freedom Day!

What is Software Freedom Day?

Software Freedom Day is a worldwide celebration of Free and Open Source Software (FOSS). Our goal in this celebration is to educate the world about the benefits of using high quality FOSS in education, in government, at home, and in business -- in short, everywhere!

[Read the full story](#)

Software Freedom

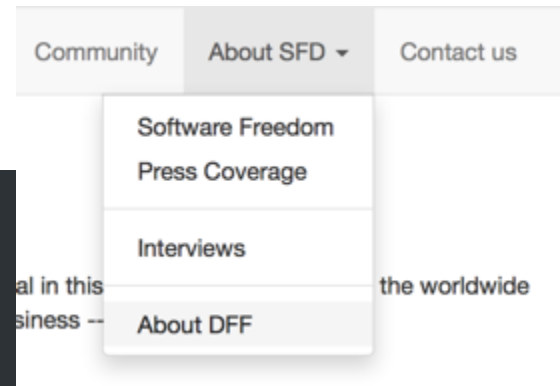
Press Coverage

Interviews

About DFF



ADDING DIVIDERS



```
<ul class="nav navbar-nav navbar-right collapse navbar-collapse">
  <li><a href='participate.htm'>Participate</a></li>
  <li><a href='eventsMap.htm'>Events Map</a></li>
  <li><a href='competition.htm'>Competition</a></li>
  <li><a href='community.htm'>Community</a></li>
  <li class="open"><a href="#" data-toggle="dropdown">About SFD <span class='caret'></span></a>
    <ul class="dropdown-menu">
      <li><a href='softwareFreedom.htm'>Software Freedom</a></li>
      <li><a href='pressCoverage.htm'>Press Coverage</a></li>
      <li class='divider'></li>
      <li><a href='interviews.htm'>Interviews</a></li>
      <li class='divider'></li>
      <li><a href='aboutDFF.htm'>About DFF</a></li>
    </ul>
  </li>
  <li><a href='contacts.htm'>Contact us</a></li>
</ul>
```

Adds a nice horizontal break to help group menu items.



WHAT ABOUT USERS WITHOUT JAVASCRIPT?

We want to make sure our site works well when JavaScript is disabled.

```
<li><a href='#' data-toggle="dropdown">
  About SFD <span class='caret'></span>
</a>
...
</li>
```

If a visitor has Javascript disabled, they'll click on *About* and nothing will happen!



WHAT ABOUT USERS WITHOUT JAVASCRIPT?

We want to make sure our site works well when JavaScript is disabled.

If the users have Javascript enabled, they'll see the drop down menu and the URL won't change.

```
<li><a href='aboutSFD.htm' data-target='#' data-toggle='dropdown'>
  About SFD <span class='caret'></span>
</a>
...
</li>
```

If they have Javascript disabled, they'll will be taken to the [aboutSFD.htm](#) page.

BOOTSTRAP

What is your opinion about this framework?



USING BOOTSTRAP IS A GREAT CHOICE!

Let's take a quick at Bootstrap's file structure.



Bootstrap

- **Is free!** Saves you time & money. Implementation is easy.
- Simple and powerful [grid system](#).
- Gives you free [CSS styles](#) such as animated buttons, icons, static navigation bars, and image thumbnails.
- Inbuilt [jQuery Plugins](#) to add interactivity to websites
- Best is you can make a [responsive website](#) for all devices.
- Being open sourced on [GitHub](#) anyone can contribute.
- There is plenty of [documentation](#) & [customization](#) available.

THANK YOU! 😊